

CN2600 Series

8 and 16-port RS-232/422/485 terminal servers with dual-LAN redundancy



Features and Benefits

- LCD panel for easy IP address configuration (excluding wide-temperature range models)
- Dual-LAN cards with two independent MAC addresses and IP addresses
- Redundant COM function available when both LANs are active
- Dual-host redundancy can be used to add a backup PC to your system
- Dual-AC-power inputs (for AC models only)
- Real COM/TTY drivers for Windows and Linux
- Universal high-voltage range: 100 to 240 VAC or 88 to 300 VDC

Certifications

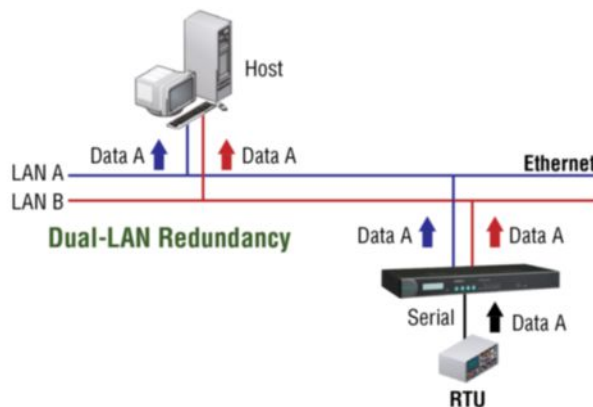


Introduction

Redundancy is an important issue for industrial networks, and various types of solutions have been developed to provide alternative network paths when equipment or software failures occur. “Watchdog” hardware is installed to utilize redundant hardware, and a “Token”- switching software mechanism is applied. The CN2600 terminal server uses its built-in Dual-LAN ports to implement a “Redundant COM” mode that keeps your applications running uninterrupted.

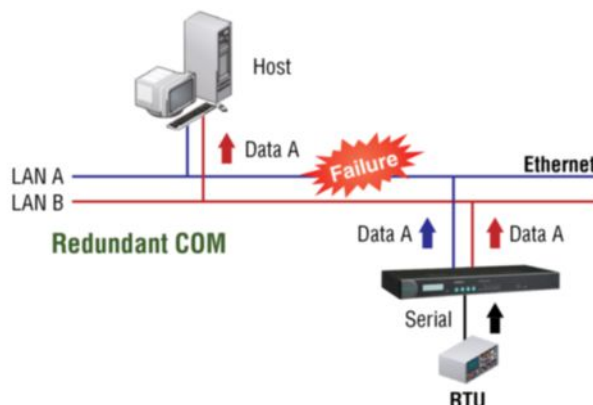
Dual-LAN Redundancy

The CN2600 has two separate LAN ports that can be connected to separate LAN networks. Dual-LAN redundancy involves setting up two separate physical networks to connect the PC host with the CN2600 (the PC host also requires two LAN cards). If one connection fails, the PC host can still communicate with your serial devices over the alternative LAN connection.



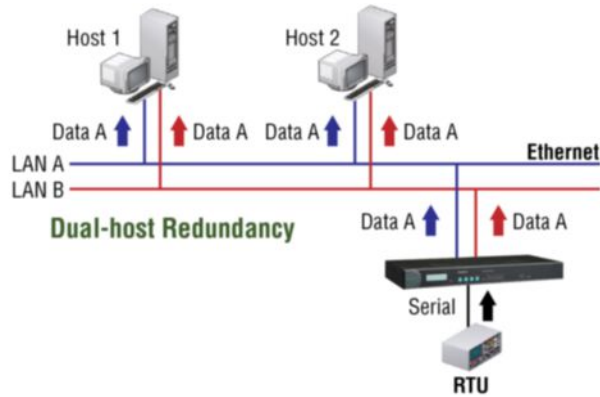
Redundant COM

Moxa offers “Redundant COM,” an easy-to-use application to provide an alternative solution for network redundancy. When the CN2600 receives a data packet from a connected device, two identical data packets are sent over two independent LAN connections to prevent lost data packets if one LAN connection becomes unavailable. The CN2600 software is programmed to automatically discard duplicate data packets.




Dual-Host Redundancy

The CN2600’s dual-LAN cards can also be used to set up “dual-host” redundancy. In this case, both networks (LAN A and LAN B in the figure) are connected to two different hosts. If either of the two hosts shuts down unexpectedly, the other host will still be able to communicate with serial devices connected to the CN2600.




Dual-AC Model Supported

Dual-power redundancy uses two power inputs and redundant internal power supplies to ensure that all of the CN2600’s functions will be available, even in the event of power circuit failures.



Appearance



Specifications

Ethernet Interface

10/100BaseT(X) Ports (RJ45 connector)	2
Magnetic Isolation Protection	1.5 kV (built-in)

Ethernet Software Features

Configuration Options	Web Console (HTTP/HTTPS), Windows Utility, Telnet Console, Serial Console, Device Search Utility (DSU)
Management	ARP, BOOTP, DDNS, DHCP Client, DNS, HTTP, IPv4, SMTP, SNMPv1/v2c/v3, TCP/IP, Telnet, UDP, ICMP, SLIP
MIB	MIB-II
Security	HTTPS/SSL, RADIUS, SSH, PAP, CHAP
Unicast Routing	RIPv1/V2, Static Route
Windows Real COM Drivers	Windows 95/98/ME/NT/2000, Windows XP/2003/Vista/2008/7/8/8.1/10 (x86/x64), Windows 2008 R2/2012/2012 R2 (x64), Windows Embedded CE 5.0/6.0, Windows XP Embedded
Linux Real TTY Drivers	Kernel version: 2.4.x, 2.6.x, 3.x, 4.x
Android API	Android 3.1.x and later
Fixed TTY Drivers	SCO UNIX, SCO OpenServer, UnixWare 7, QNX 4.25, QNX 6, Solaris 10, FreeBSD, AIX 5.x, HP-UX 11i, Mac OS X

Serial Interface

Connector	8-pin RJ45
No. of Ports	CN2610-8 models: 8 CN2610-16 models: 16
Serial Standards	CN2610 models: RS-232 CN2650 models: RS-232, RS-422, RS-485
Operation Modes	Real COM mode, TCP Server mode, TCP Client mode, UDP mode, RFC2217 mode, Terminal mode, Reverse Telnet mode, PPP mode, DRDAS mode, Redundant COM mode, Disabled
Baudrate	50 bps to 921.6 kbps
Data Bits	5, 6, 7, 8
Stop Bits	1, 1.5, 2
Parity	None, Even, Odd, Space, Mark
Flow Control	None, RTS/CTS, DTR/DSR, XON/XOFF
Isolation	CN2650I Series: 2 kV
RS-485 Data Direction Control	ADDC® (automatic data direction control)
Pull High/Low Resistor for RS-485	1 kilo-ohm, 150 kilo-ohms
Terminator for RS-485	120 ohms
Console Port	RS-232 (TxD, RxD, GND), 8-pin RJ45 (19200, n, 8, 1)

Serial Signals

RS-232	TxD, RxD, RTS, CTS, DTR, DSR, DCD, GND
RS-422	Tx+, Tx-, Rx+, Rx-, GND
RS-485-4w	Tx+, Tx-, Rx+, Rx-, GND
RS-485-2w	Data+, Data-, GND

Power Parameters

No. of Power Inputs	CN2600 Series: 1 CN2600 Series -2AC models: 2
Input Current	CN2650I Series -HV models: 200 mA @ 88 VDC CN2600 Series -2AC models: 130 mA @ 110 VAC
Input Voltage	AC models: 100 to 240 VAC, 47 to 63 Hz DC models: 110 VDC (88 to 300 VDC)

Reliability

Automatic Reboot Trigger	Built-in WDT
Alert Tools	Built-in buzzer and RTC (real-time clock)

Physical Characteristics

Housing	Metal
Installation	19-inch rack mounting
Dimensions (with ears)	480 x 198 x 45.5 mm (18.9 x 7.80 x 1.77 in)
Dimensions (without ears)	440 x 198 x 45.5 mm (17.32 x 7.80 x 1.77 in)
Weight	CN2610-8/CN2650-8: 2,410 g (5.31 lb) CN2610-16/CN2650-16: 2,460 g (5.42 lb) CN2610-8-2AC/CN2650-8-2AC/CN2650-8-2AC-T: 2,560 g (5.64 lb) CN2610-16-2AC/CN2650-16-2AC/CN2650-16-2AC-T: 2,640 g (5.82 lb) CN2650I-8: 3,666 g (8.08 lb) CN2650I-16: 3,776 g (8.32 lb) CN2650I-8-2AC: 3,932 g (8.67 lb) CN2650I-16-2AC: 4,022 g (8.87 lb) CN2650I-8-HV-T: 3,910 g (8.62 lb) CN2650I-16-HV-T: 3,930 g (8.66 lb)

Environmental Limits

Operating Temperature	Standard Models: 0 to 55°C (32 to 131°F) Wide Temp. Models: -40 to 75°C (-40 to 167°F) CN2650-HV-T Models: -40 to 85°C (-40 to 185°F)
Storage Temperature (package included)	Standard Models: 0 to 55°C (32 to 131°F) CN2650-8-2AC-T/CN2650-16-2AC-T: -40 to 75°C (40 to 167°F) CN2650I-8-HV-T/CN2650I-16-HV-T: -40 to 85°C (-40 to 185°F)
Ambient Relative Humidity	5 to 95% (non-condensing)

Standards and Certifications

EMC	EN 55032/24
EMI	CISPR 32, FCC Part 15B Class A
EMS	AC models: IEC 61000-4-2 ESD: Contact: 8 kV; Air: 15 kV IEC 61000-4-3 RS: 80 MHz to 1 GHz: 10 V/m IEC 61000-4-4 EFT: Power: 4 kV; Signal: 2 kV IEC 61000-4-5 Surge: Power: 2.5 kV; Signal: 1 kV IEC 61000-4-6 CS: 150 kHz to 80 MHz: 3 V/m; Signal: 3 V/m IEC 61000-4-8 IEC 61000-4-11 DIPs HVDC models: IEC 61000-4-2 ESD: Contact: 4 kV; Air: 8 kV IEC 61000-4-3 RS: 80 MHz to 1 GHz: 3 V/m IEC 61000-4-4 EFT: Power: 4 kV; Signal: 2 kV IEC 61000-4-5 Surge: Power: 2 kV; Signal: 1 kV IEC 61000-4-6 CS: 150 kHz to 80 MHz: 3 V/m IEC 61000-4-8

Safety	UL 60950-1
Vibration	IEC 60068-2-6
Freefall	IEC 60068-2-32

Declaration

Green Product	RoHS, CRoHS, WEEE
---------------	-------------------

MTBF

Time	CN2610-8: 831,925 hrs CN2610-16: 639,332 hrs CN2610-8-2AC/CN2650-8-2AC: 773,268 hrs CN2610-16-2AC: 604,346 hrs CN2650-8: 657,123 hrs CN2650-16: 457,175 hrs CN2650-16-2AC: 442,699 hrs CN2650I-8/CN2650I-8-2AC/CN2650-8-2AC-T: 190,562 hrs CN2650I-16/CN2650I-16-2AC/CN2650-16-2AC-T: 115,887 hrs CN2650I-8-HV-T: 191,326 hrs CN2650I-16-HV-T: 116,924 hrs
Standards	Telcordia (Bellcore) Standard TR/SR

Warranty

Warranty Period	5 years
Details	See www.moxa.com/warranty

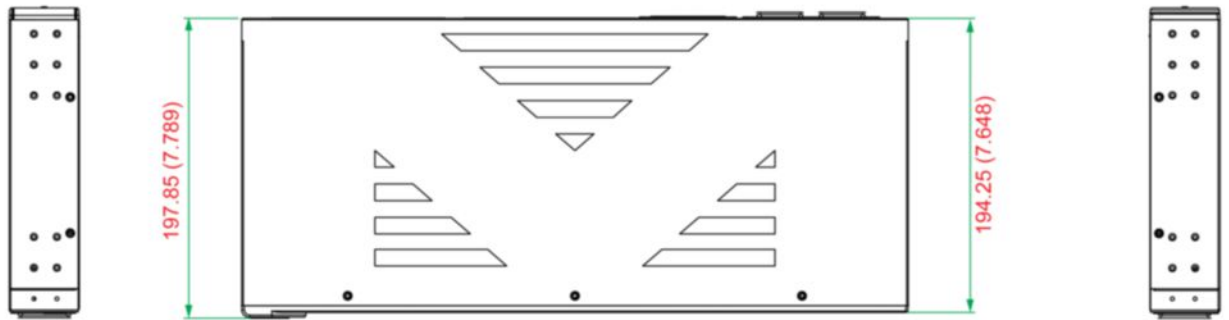
Package Contents

Device	1 x CN2600 Series terminal server
Installation Kit	1 x rack-mounting kit
Cable	1 x RJ45-to-DB9 console cable 1 x power cord, suitable for your region (AC models)
Documentation	1 x quick installation guide 1 x warranty card


Dimensions

Unit: mm (inch)

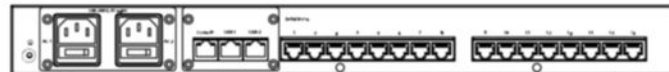
Top and Side Views



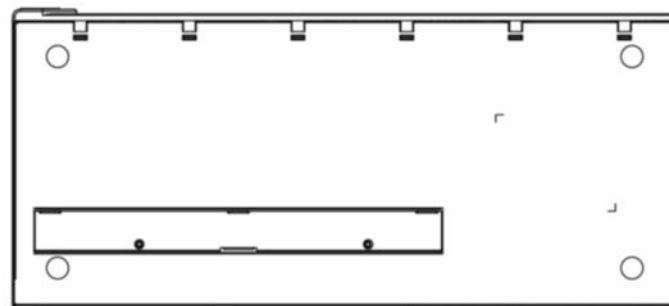
Front View



Rear View



Bottom View



Ordering Information

Model Name	Serial Standards	No. of Serial Ports	Serial Connector	Isolation	No. of Power Inputs	Power Input	Operating Temp.
CN2610-8	RS-232	8	8-pin RJ45	–	1	100-240 VAC	0 to 55°C
CN2610-16	RS-232	16	8-pin RJ45	–	1	100-240 VAC	0 to 55°C
CN2610-8-2AC	RS-232	8	8-pin RJ45	–	2	100-240 VAC	0 to 55°C
CN2610-16-2AC	RS-232	16	8-pin RJ45	–	2	100-240 VAC	0 to 55°C
CN2650-8	RS-232/422/485	8	8-pin RJ45	–	1	100-240 VAC	0 to 55°C
CN2650-16	RS-232/422/485	16	8-pin RJ45	–	1	100-240 VAC	0 to 55°C
CN2650-8-2AC	RS-232/422/485	8	8-pin RJ45	–	2	100-240 VAC	0 to 55°C
CN2650-8-2AC-T	RS-232/422/485	8	8-pin RJ45	–	2	100-240 VAC	-40 to 75°C
CN2650-16-2AC	RS-232/422/485	16	8-pin RJ45	–	2	100-240 VAC	0 to 55°C
CN2650-16-2AC-T	RS-232/422/485	16	8-pin RJ45	–	2	100-240 VAC	-40 to 75°C
CN2650I-8	RS-232/422/485	8	DB9 male	2 kV	1	100-240 VAC	0 to 55°C
CN2650I-16	RS-232/422/485	16	DB9 male	2 kV	1	100-240 VAC	0 to 55°C

Model Name	Serial Standards	No. of Serial Ports	Serial Connector	Isolation	No. of Power Inputs	Power Input	Operating Temp.
CN2650I-8-2AC	RS-232/422/485	8	DB9 male	2 kV	2	100-240 VAC	0 to 55°C
CN2650I-16-2AC	RS-232/422/485	16	DB9 male	2 kV	2	100-240 VAC	0 to 55°C
CN2650I-8-HV-T	RS-232/422/485	8	DB9 male	2 kV	2	88-300 VDC	-40 to 85°C
CN2650I-16-HV-T	RS-232/422/485	16	DB9 male	2 kV	2	88-300 VDC	-40 to 85°C

Accessories (sold separately)

Cables

CBL-F9M9-20	DB9 female to DB9 male serial cable, 20 cm
CBL-F9M9-150	DB9 female to DB9 male serial cable, 1.5 m
CBL-RJ45F9-150	RJ45 to DB9 female serial cable, 1.5 m
CBL-RJ45M9-150	RJ45 to DB9 male serial cable, 1.5 m
CBL-RJ45F25-150	RJ45 to DB25 female serial cable, 1.5 m
CBL-RJ45M25-150	RJ45 to DB25 male serial cable, 1.5 m
CBL-RJ45SF9-150	RJ45 to DB9 female serial shielded cable, 1.5 m
CBL-RJ45SM9-150	RJ45 to DB9 male serial shielded cable, 1.5 m
CBL-RJ45SF25-150	RJ45 to DB25 female serial shielded cable, 1.5 m
CBL-RJ45SM25-150	RJ45 to DB25 male serial shielded cable, 1.5 m

Connectors

Mini DB9F-to-TB	DB9 female to terminal block connector
-----------------	--

Power Cords

PWC-C13AU-3B-183	Power cord with Australian (AU) plug, 1.83 m
PWC-C13CN-3B-183	Power cord with three-prong China (CN) plug, 1.83 m
PWC-C13EU-3B-183	Power cord with Continental Europe (EU) plug, 1.83 m
PWC-C13JP-3B-183	Power cord with Japan (JP) plug, 7A/125V, 1.83 m
PWC-C13UK-3B-183	Power cord with United Kingdom (UK) plug, 1.83 m
PWC-C13US-3B-183	Power cord with United States (US) plug, 1.83 m

Rack-Mounting Kits

WK-45-01	Wall-mounting kit, 2 L-shaped plates, 6 screws, 45 x 57 x 2.5 mm
----------	--

© Moxa Inc. All rights reserved. Updated Jan 18, 2019.

This document and any portion thereof may not be reproduced or used in any manner whatsoever without the express written permission of Moxa Inc. Product specifications subject to change without notice. Visit our website for the most up-to-date product information.