

Highlight Information

- Windows CE 5.0
- Hard Real-Time Capability
- Fast Boot Speed
- PXA270 CPU (32-bit & 520 MHz)
- VGA Port Output
- Support eLogger HMI
- Open System
- Redundant Power Input
- Operating Temperature: -25 ~ +75 °C



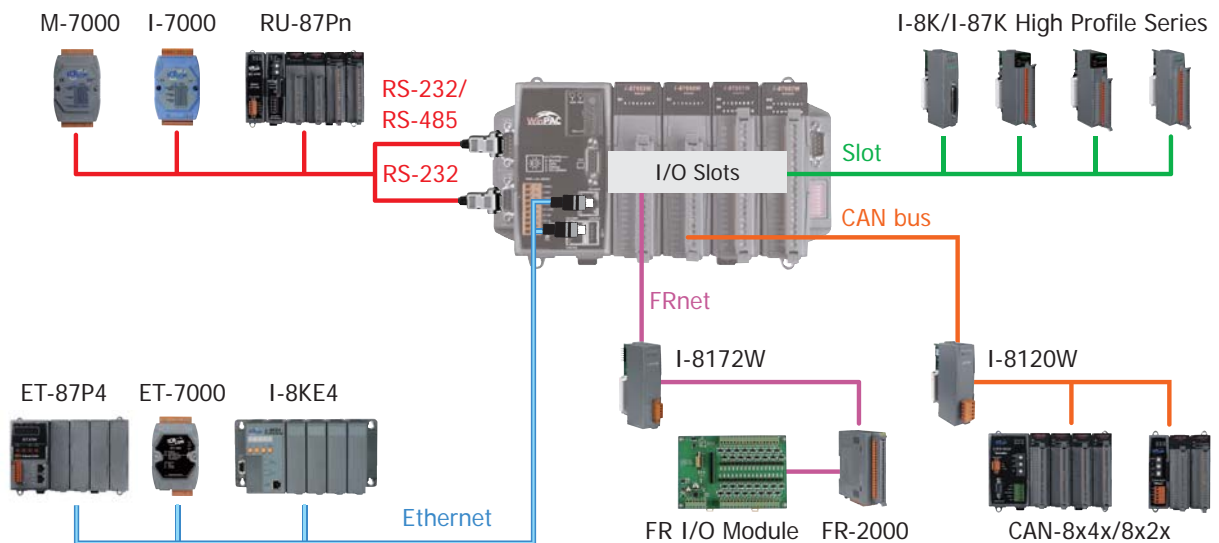
Introduction

WinPAC-8000 Series are the new generation Windows CE 5.0 based PACs of ICP DAS. It equips PXA270 CPU (520MHz) running a Windows CE .NET 5.0 operating system, variant connectivities (VGA, USB, Ethernet, RS-232/485) and 1/4/8 slots for high performance parallel I/O modules (high profile I-8K series) and serial-type I/O modules (high profile I-87K I/O modules).

Its operating system, Windows CE 5.0, has many advantages, including hard real-time capability, small core size, fast boot speed, interrupt handling at a deeper level, achievable deterministic control and low cost. Using Windows CE 5.0 in the WinPAC-8000 gives it the ability to run PC-based Control software such as Visual Basic.NET, Visual C#, Embedded Visual C++, SCADA software, Soft PLC ...etc.

Applications

Rich I/O Expansion Ability

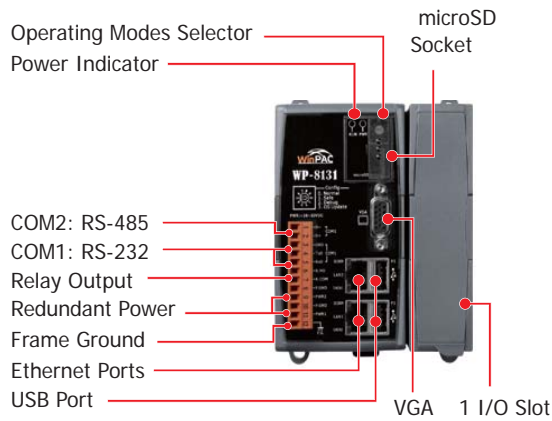


Specifications

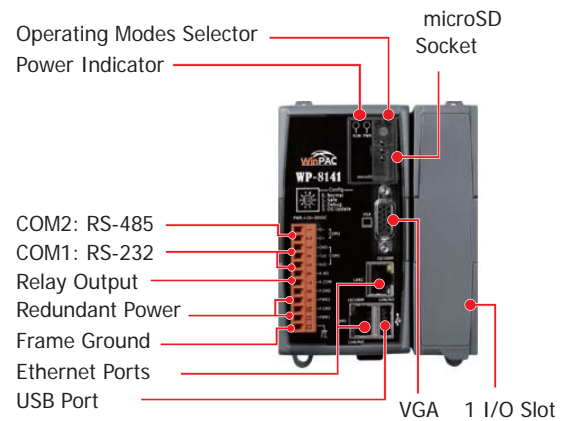
Models		WP-8131	WP-8141	WP-8431	WP-8441	WP-8831	WP-8841
System Software							
OS		Windows CE 5.0					
.Net Compact Framework		3.5					
Embedded Service		FTP server, Web server (supports VB script, JAVA script), Embedded SQL server					
SDK Provided		DII for eVC, DII for Visual Studio.Net 2003/2005/2008					
CPU Module							
CPU		PXA270 or compatible (32-bit and 520 MHz)					
SDRAM		128 MB					
Dual Battery Backup SRAM		512 KB (for 5 years data retain)					
Flash	Total size	128 MB	96 MB	128 MB	96 MB	128 MB	96 MB
	OS image	64 MB					
	Built-in Flash disk	63 MB	31 MB	63 MB	31 MB	63 MB	31 MB
	Registry	1 MB					
EEPROM		16 KB, Data Retention: 40 years; 1,000,000 erase/write cycles					
microSD		4GB microSD card (can support up to 32 GB microSD card)					
RTC (Real Time Clock)		Provide second, minute, hour, date, day of week, month, year					
64-bit Hardware Serial Number		Yes, for Software Copy Protection					
Dual Watchdog Timers		Yes					
Programmable LED Indicator		1					
Rotary Switch		Yes (0 ~ 9)					
DIP Switch		-		Yes (8 bits)			
VGA & Communication Ports							
VGA	Extra GPU	Yes	-	Yes	-	Yes	-
	Resolution	1024 x 768, 800 x 600, 640 x 480	800 x 600, 640 x 480	1024 x 768, 800 x 600, 640 x 480	800 x 600, 640 x 480	1024 x 768, 800 x 600, 640 x 480	800 x 600, 640 x 480
Ethernet		RJ-45 x 2, 10/100 Base-TX (Auto-negotiating, LED indicators)					
USB 1.1 (host)		2	1	2	1	2	1
COM 0		Internal communication with the high profile I-87K series modules in slots					
COM 1		RS-232 (to update firmware) (RxD, TxD and GND); non-isolated					
COM 2	RS-485	D2+, D2-; self-tuner ASIC inside					
	Isolation	2500 VDC		3000 VDC			
COM 3		-		RS-232/RS-485 (RxD, TxD, CTS, RTS and GND for RS-232, Data+ and Data- for RS-485); non-isolated			
COM 4		-		RS-232 (RxD, TxD, CTS, RTS, DSR, DTR, CD, RI and GND); non-isolated			
I/O Expansion Slots							
Slot Number		1		4		8	
		(For High Profile I-8K and I-87K Modules Only)					
Mechanical							
Dimensions (W x L x H)		95 mm x 132 mm x 111 mm		231 mm x 132 mm x 111 mm		355 mm x 132 mm x 111 mm	
Installation		DIN-Rail or Wall Mounting					
Environmental							
Operating Temperature		-25 ~ +75 °C					
Storage Temperature		-30 ~ +80 °C					
Ambient Relative Humidity		10 ~ 90% RH (non-condensing)					
Power							
Input Range		+10 ~ +30 VDC					
Isolation		1 kV					
Redundant Power Inputs		Yes, with one power relay (1 A @ 24 VDC) for alarm					
Capacity		1.0 A, 5 V supply to CPU and backplane, 0.6 A, 5 V supply to I/O expansion slots, 8 W in total		1.1 A, 5 V supply to CPU and backplane, 4.9 A, 5 V supply to I/O expansion slots, 30 W in total for WP-8441, 25 W in total for WP-8431		1.2 A, 5 V supply to CPU and backplane, 4.8 A, 5 V supply to I/O expansion slots, 30 W in total for WP-8841, 25 W in total for WP-8831	
Consumption		7.3 W (0.3 A @ 24 VDC)		9.1 W (0.38 A @ 24 VDC)		9.1 W (0.38 A @ 24 VDC)	

Appearance


WP-8131




WP-8141



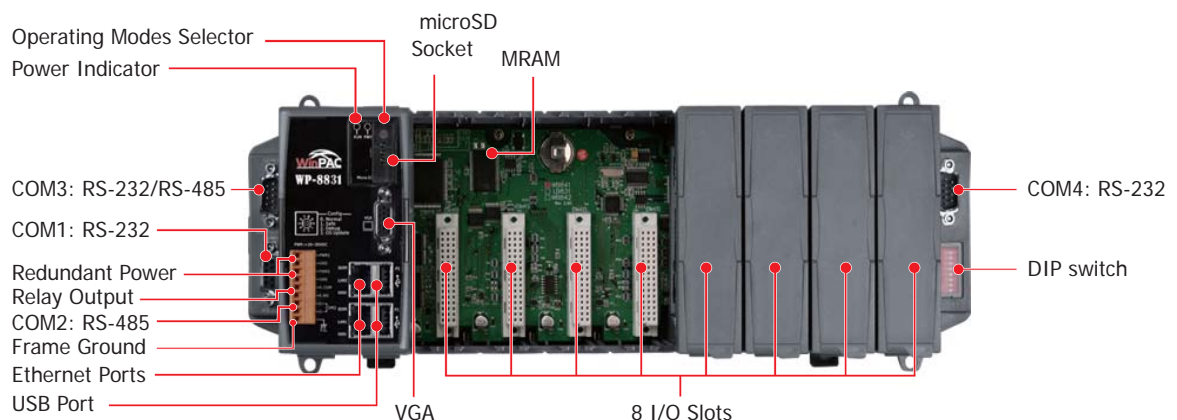
WP-8341



WP-8441




WP-8831



Appearance

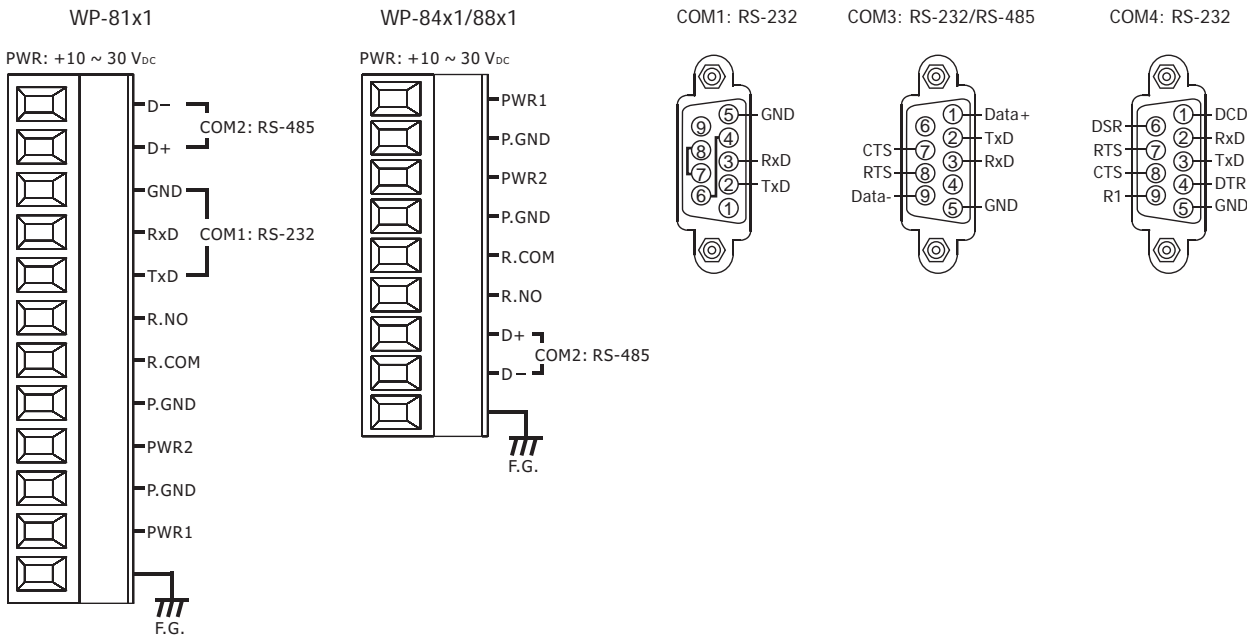
WP-8841



Pin Assignments

Terminal Block

WP-84x1/88x1 COM Port



Ordering Information

WP-8131-EN	WP-8141-EN	Standard WinPAC-8000 with 1 I/O Slot (Multilanguage Version of OS)
WP-8431-EN	WP-8441-EN	Standard WinPAC-8000 with 4 I/O Slots (Multilanguage Version of OS)
WP-8831-EN	WP-8841-EN	Standard WinPAC-8000 with 8 I/O Slots (Multilanguage Version of OS)
WP-8131-TC	WP-8141-TC	Standard WinPAC-8000 with 1 I/O Slot (Traditional Chinese Version of OS)
WP-8431-TC	WP-8441-TC	Standard WinPAC-8000 with 4 I/O Slots (Traditional Chinese Version of OS)
WP-8831-TC	WP-8841-TC	Standard WinPAC-8000 with 8 I/O Slots (Traditional Chinese Version of OS)
WP-8131-SC	WP-8141-SC	Standard WinPAC-8000 with 1 I/O Slot (Simplified Chinese Version of OS)
WP-8431-SC	WP-8441-SC	Standard WinPAC-8000 with 4 I/O Slots (Simplified Chinese Version of OS)
WP-8831-SC	WP-8841-SC	Standard WinPAC-8000 with 8 I/O Slots (Simplified Chinese Version of OS)

Accessories

DP-660	AC 85 ~ 270 V input, DC 24 V/2.5 A and 5 V/0.5 A output power supply
DP-1200 CR	AC 85 ~ 270 V input, DC 24 V/5.0 A output power supply
MDR-60-24 CR	AC 85 ~ 270 V input, DC 24 V/5.0 A output power supply