

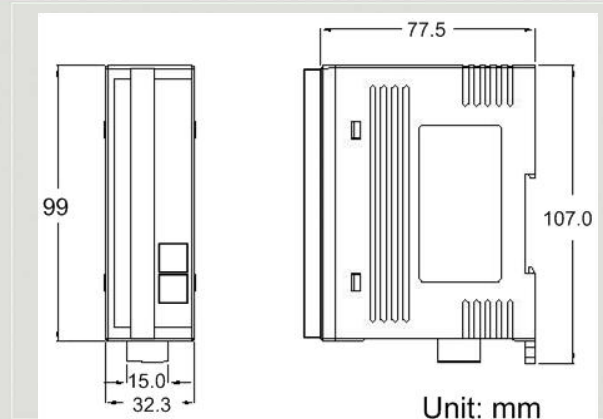


DeviceNet Series Products

4-channel Analog Output Module of DeviceNet Slave



CAN-2024D



Unit: mm

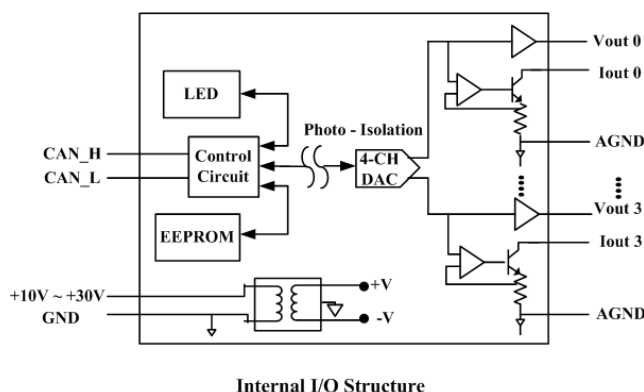
Dimensions

The CAN-2024D follows DeviceNet specification Volume I/II, Release 2.0. User can access the analog output status and set the configuration via DeviceNet EDS file. This module has 4-channel 14-bit analog output. By the DeviceNet masters of ICP DAS, you can quickly build a DeviceNet network to approach your requirements.

Features

- DeviceNet general I/O slave devices
- Comply with DeviceNet specification Volume I, Release 2.0 & Volume II, Release 2.0, Errata 5
- Group 2 Only Server (non UCMM-capable)
- Support Predefined Master/Slave Connection Set
- Connection supported:
 - 1 connection for Explicit Messaging
 - 1 connection for Polled I/O
 - 1 connection for Bit-Strobe I/O connection
- Support DeviceNet heartbeat and shutdown messages
- Provide EDS file for DeviceNet master interface

Internal I/O Structure

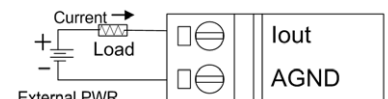


Internal I/O Structure

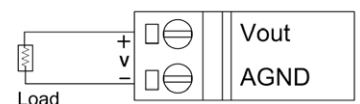
I/O Pin & Wire Connection

Terminal No.	Pin Assignment
01	Iout 0
02	AGND
03	Iout 1
04	AGND
05	Iout 2
06	AGND
07	Iout 3
08	AGND
09	Vout 0
10	AGND
11	Vout 1
12	AGND
13	Vout 2
14	AGND
15	Vout 3
16	AGND
17	N/A
18	N/A
19	N/A
20	N/A

Current Output Wiring

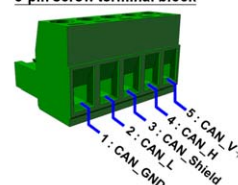


Voltage Output Wiring



CAN Pin & Baud Rate Rotary

5-pin screw terminal block



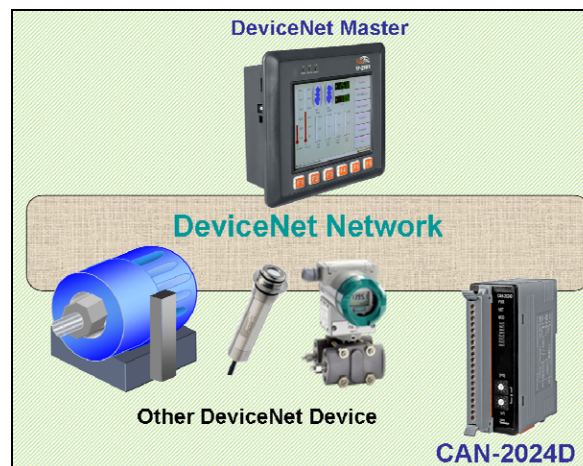
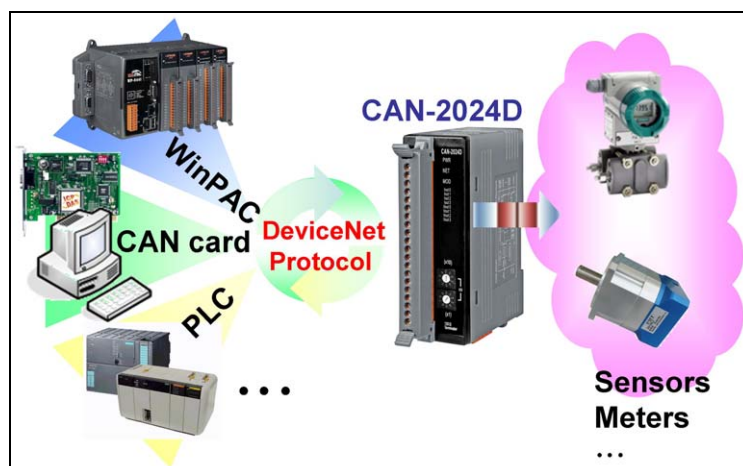
Baud rate rotary switch

Switch Value	Baud Rate
0	125 kbps
1	250 kbps
2	500 kbps

Hardware Specifications

CAN Interface	
DeviceNet Specification	Volume I, Release 2.0 & Volume II, Release 2.0, Errata 5
DeviceNet subscribe	Group 2 Only Server
Connection supported	1 connection for Explicit Messaging 1 connection for Polled I/O 1 connection for Bit-Strobe I/O
Node ID	0~63 selected by rotary switch
Baud Rate (bps)	125 kbps, 250 kbps, 500 kbps
Heartbeat/Shutdown message	Yes
Terminal Resistor	Switch for 120 terminal resistor
Analog Output	
Channels	4
Output Type	0 ~ +5 V _{DC} , -5 ~ +5 V _{DC} , 0 ~ +10 V _{DC} , -10 ~ +10 V _{DC} , 0 ~ 20 mA, 4 ~ 20 mA.
Resolution	14-bit
ESD Protection	4 kV Contact for each channel
LED	
Round LED	PWR LED, NET LED, MOD LED
I/O LED	8 LEDs as Current and Voltage Output status , and 1 LED as terminal resistor indicator
Power	
Input Range	Unregulated +10 ~ +30 V _{DC}
Power Consumption	1.5 W
Mechanism	
Installation	DIN-Rail
Dimensions	32.3 mm x 99 mm x 77.5 mm (W x L x H)
Environment	
Operating Temp.	-25 ~ 75 °C
Storage Temp.	-30 ~ 80 °C
Humidity	10 ~ 90% RH, non-condensing

Applications



Ordering Information

CAN-2024D	DeviceNet slave module of 4-channel 14-bit Analog Output
------------------	--