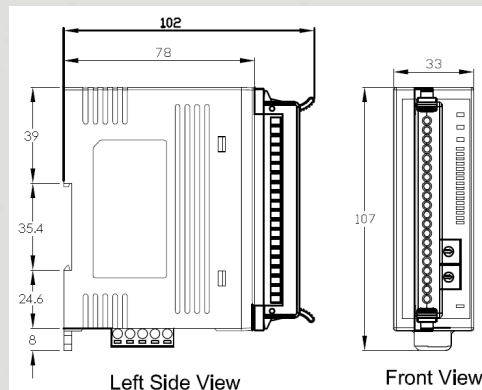


4 Ch DI & 4 Ch DO Relay Output CANopen Slave



CAN-2060C



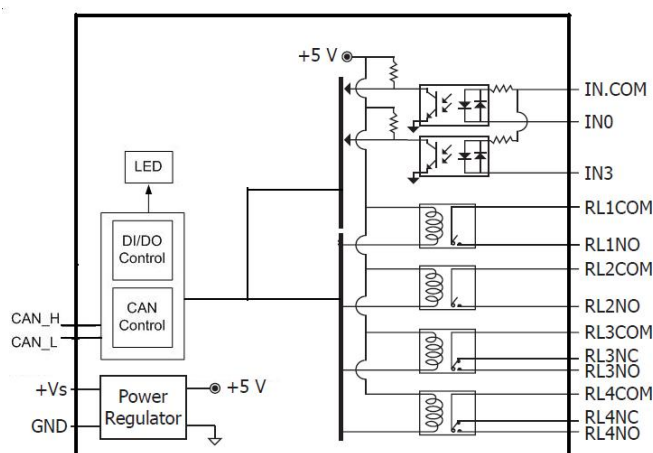
Dimensions

CAN-2060C module follows the CiA-301 version 4.02 and CiA-401 version 2.1. You can access the digital I/O status and set the configuration by using standard CANopen protocol. CAN-2060C has passed the validation of the CiA CANopen Conformance Test tool. Therefore, you can use it with standard CANopen master easily by applying the EDS file. CAN-2060C has 4 isolated sink/source input channels and 4 relay output channels. It can be used to various applications. By owing to the CANopen masters of ICP DAS, you can quickly build a CANopen network to approach your requirement.

Features

- NMT Slave
- Provide Pair-Connect function
- Provide default EDS file
- ESD Protection 4KV Contact for each channel
- Support Power supply 10 ~30 V_{DC}
- Support CiA-301 v4.02, CiA-401 v2.1
- Support PDO Mapping

Internal I/O Structure



I/O Pin & Wire Connection

Terminal No.	Pin Assignment
01	DI.COM
02	DI0
03	DI1
04	DI2
05	DI3
06	GND
07	
08	NO0
09	COM0
10	NO1
11	COM1
12	NO2
13	COM2
14	NO3
15	COM3
16	
17	
18	
19	
20	

Input Type	ON State LED ON	ON State LED OFF
Relay Contact	Relay ON 	Relay OFF
TTL/CMOS Logic	Voltage < 4V 	Voltage > 10V
Open Collector	Open Collector ON 	Open Collector OFF
Input Type	ON State LED ON	OFF State LED OFF
Relay Contact	Relay ON 	Relay OFF
TTL/CMOS Logic	Voltage > 10V 	Voltage < 4V
NPN Output	Open Collector ON 	Open Collector OFF
PNP Output	Open Collector ON 	Open Collector OFF
Output Type	ON State LED ON	OFF State LED OFF
Relay	Relay ON 	Relay OFF

CAN Pin & Baud Rate Rotary

CAN_V+	Pin 5
CAN_L	Pin 4
CAN_Shield	Pin 3
CAN_L	Pin 2
CAN_GND	Pin 1



Baud rate rotary switch

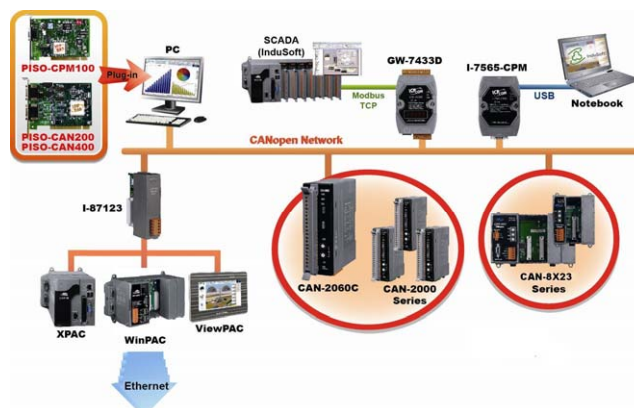
Switch Value	Baud Rate
0	10 kbps
1	20 kbps
2	50 kbps
3	125 kbps
4	250 kbps
5	500 kbps
6	800 kbps
7	1000 kbps

Hardware Specifications

CANopen Interface	
Connector	5-pin screwed terminal block (CAN_GND, CAN_L, CAN_SHLD, CAN_H, CAN_V+)
Baud Rate (bps)	10 k, 20 k, 50 k, 125 k, 250 k, 500 k, 800 k, 1 M, selected by rotary switch
Terminal Resistor	DIP switch for the 120 terminal resistor
Protocol	CANopen CiA 301 ver4.02, CiA 401 ver2.1
Node ID	1~99 selected by rotary switch
NMT	Slave
Error Control	Node Guarding protocol / Heartbeat Producer
SDOs	1 server, 0 client
PDOs	10 RxPDO, 10 TxPDO (Supports dynamic PDO)
PDO Modes	Event-triggered, remotely-requested, synchronous (cyclic), synchronous (acyclic)
Emergency Message	Yes
EDS file	Yes
Digital Input	
Channels	4 (Sink/Source)
On Voltage Level	3.5 ~ 30 VDC
Off Voltage Level	+1 VDC Max
Input Impedance	3k Ω , 0.3W
Response Time	250 μ s
Intra-module Isolation	3750 Vrms
ESD Protection	4kV for each channel

Relay Output	
Channels	4
Type	Form A (SPST-NO)
Max. Load Current	5A, 250VAC / 5A, 30VDC, each channel
Operate Time:	10ms max
Release Time	5ms max
LED	
CANopen Status	3 LEDs to PWR, RUN and ERR
Terminal Resistor	1 LED to terminal resistor indicator
DI LED	4 LEDs to digital input indicator
DO LED	4 LEDs to digital output indicator
Power	
Power Supply	Unregulated +10 ~ +30 VDC
Power Consumption	1.7 W
Mechanism	
Installation	DIN-Rail
Dimensions	33 mm x 99 mm x 78 mm (W x L x H)
Environment	
Operating Temp.	-25 ~ 75 $^{\circ}$ C
Storage Temp.	-30 ~ 80 $^{\circ}$ C
Humidity	10 ~ 90% RH, non-condensing

Applications



Ordering Information

CAN-2060C

CANopen module of 4- channel Digital Input and 4- channel Relay Output