

## I-97017Z

10/20-channel Analog Input Module with High Voltage Protection

### Introduction

The I-97017Z is an analog input module that includes 10 differential or 20 single-ended analog input channels. It provides a programmable input range on all analog inputs. ( $\pm 150$  mV,  $\pm 500$  mV,  $\pm 1$  V,  $\pm 5$  V,  $\pm 10$  V,  $\pm 20$  mA or  $0 \sim +20$  mA) Each analog input can be configured for an individual range that provides 240 Vrms high overvoltage protection and 50mA overcurrent protection at 110 VDC/VAC. Voltage and current inputs are jumper selectable. The sampling rate of the I-97017Z is adjustable and is available in either fast or normal mode. The module also features perchannel open wire detection for  $+4 \sim +20$  mA inputs that provides 4 KV ESD protection as well as 3000 VDC intra-module isolation.

### System Specifications

Model	I-97017Z
<b>Communication</b>	
Interface	RS-485
Format	N, 8, 1
Baud Rate	1200 to 115200 bps
Protocol	DCON
Dual Watchdog	Yes, Module (1.6 Seconds), Communication (Programmable)
<b>LED Indicators/Display</b>	
System LED Indicators	Yes, 1 as Power/Communication Indicator
I/O LED Indicators	-
<b>Isolation</b>	
Intra-module Isolation, Field-to-Logic	3000 Vdc
<b>EMS Protection</b>	
ESD (IEC 61000-4-2)	$\pm 4$ kV Contact for each Terminal $\pm 8$ kV Air for Random Point
RS Immunity (IEC 61000-4-3)	$\pm 4$ kV for Power
<b>Power</b>	
Power Consumption	0.5 W Max.
<b>Mechanical</b>	
Dimensions (L x W x H)	144 mm x 30.3 mm x 134 mm
<b>Environment</b>	
Operating Temperature	-25 to +75°C
Storage Temperature	-40 to +85°C
Humidity	10 to 90% RH, non-condensing

### Features

- 10-channel Differential or 20-channel Single-ended Inputs
- Jumper Selectable Voltage or Current Input
- 240 Vrms Overvoltage Protection
- High Resolution: 16-bits
- Supports Fast Mode and Normal Mode
- 4 kV ESD Protection
- 3000 VDC Intra-module Isolation
- Individual Channel Configuration
- Dual Watchdog
- RoHS Compliance
- Wide Operating Temperature Range: -25 to +75°C



### Applications

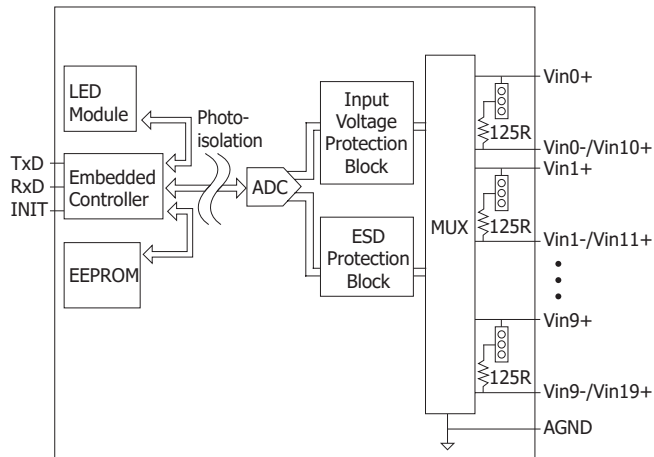
- Industrial Automation
- Industrial Machinery
- Building Automation
- Food and Beverage Systems
- Semiconductor Fabrication
- Control Systems

### I/O Specifications

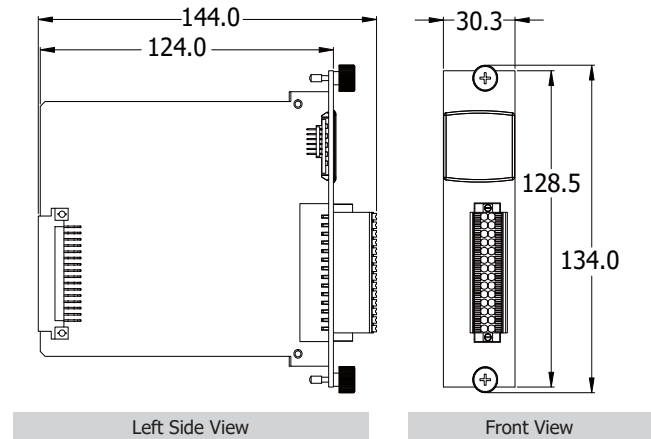
Model		I-97017Z	
Analog Input			
Channels		10 Differential or 20 Single-ended (See Note 1), Jumper selectable	
Range		±150 mV, ±500 mV, ±1 VDC, ±5 VDC, ±10 VDC ±20 mA ,0 ~ +20 mA, +4 ~ +20 mA (jumper selectable)	
Resolution		16-bit	
Accuracy	Normal Mode	±0.1% of FSR	
	Fast Mode	±0.5% of FSR	
Sampling Rate	Normal Mode	10 Hz (Total)	
	Fast Mode	50 Hz (Total)	
Band Width	Normal Mode	15.7 Hz	
	Fast Mode	78.7 Hz	
Zero Drift		±20 μV/°C	
Span Drift		±25 ppm/°C	
Common Mode Rejection		86 dB	
Normal Mode Rejection		100 dB	
Input Impedance	Voltage	Differential	2 MΩ
		Single-ended	1 MΩ
	Current	125 Ω	
Overvoltage Protection		Differential	240 Vrms
		Single-ended	150 Vrms
Individual Channel Configuration		Yes	
Overcurrent Protection		50 mA Max. at 110 VDC/VAC Max.	

Note 1: Differential mode can be used for either voltage input or current input. Single-Ended mode can only be used for voltage input.

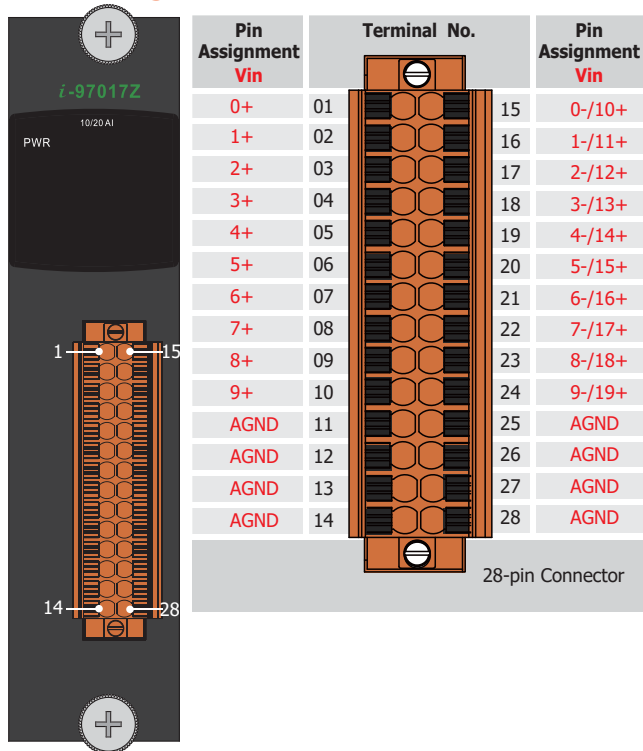
## Internal I/O Structure



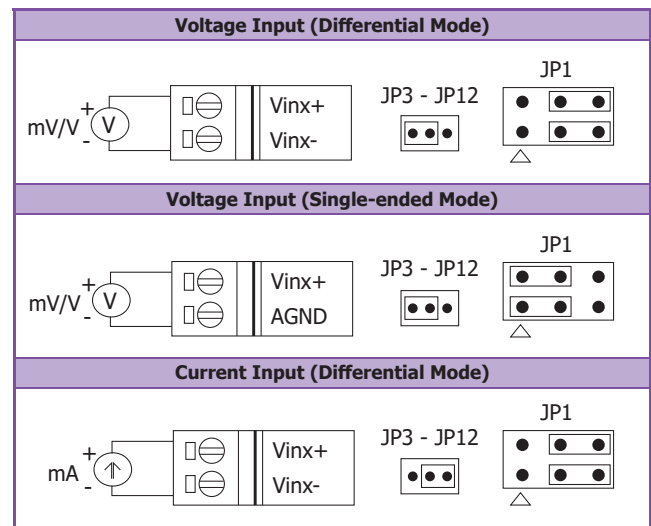
## Dimensions (Units: mm)



## Pin Assignments



## Wire Connections



## Ordering Information

**I-97017Z CR**

10/20-channel Analog Input Module with High Voltage Protection (RoHS)

## Accessories


**SG-770 CR**

7-channel Differential or 14-channel Single-ended Surge Protector (RoHS)