

Features

- 4-/8-channel Voltage or Current Output
- Individual Channel Configuration
- Short Circuit Protection
- Power-on Value
- Safe Value
- 4 kV ESD Protection
- 3000 VDC Intra-module Isolation
- Wide Operating Temperature Range: -25 to +75°C



Introduction

The I-9024U and I-9028U are source type analog output modules, offering 4 and 8 single-ended analog output channels. Each channel can be programmed to an individual output range of 0 ~ 5 V, ± 5 V, 0 ~ 10 V, ± 10 V, +4 ~ +20 mA or 0 ~ +20 mA. Open wire detection is provided for +4 ~ +20 mA output. Options for configuring power-on and safe values are included, together with qualification for 4 kV ESD protection as well as 3000 VDC intra-module isolation.

Applications

- Data Acquisition System
- Process Monitoring and Control
- Vibration Analysis
- Factory Automation

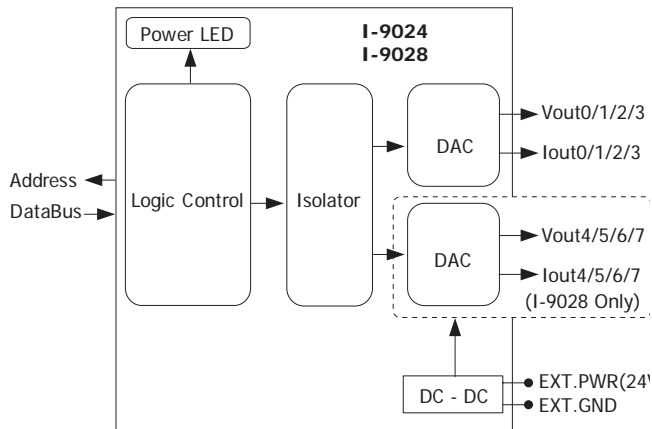
System Specifications

Model	I-9024U	I-9028U
LED Indicators/Display		
System LED Indicator	1 LED as Power Indicator	
I/O LED Indicator	-	
Isolation		
Intra-module Isolation, Field-to-Logic	3000 Vdc	
EMS Protection		
ESD (IEC 61000-4-2)	±4 kV Contact for each Terminal	
	±8 kV Air for Random Point	
Power		
Power Consumption	2 W Max.	
Mechanical		
Dimensions (L x W x H)	144 mm x 30.3 mm x 134 mm	
Environment		
Operating Temperature	-25 ~ +75°C	
Storage Temperature	-40 ~ +85°C	
Humidity	10 ~ 90% RH, Non-condensing	

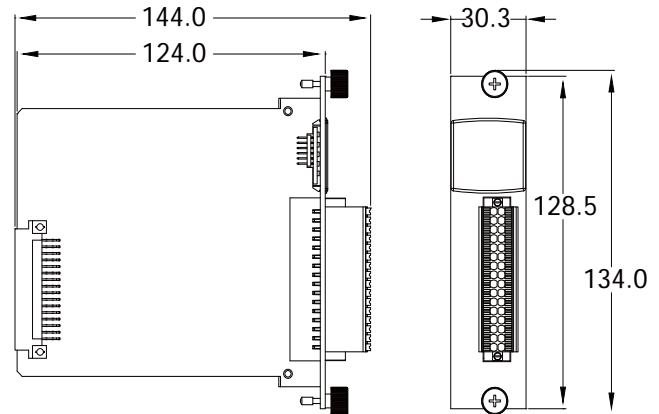
I/O Specifications

Model	I-9024U	I-9028U
Analog Output		
Channels	4	8
Current Output Wiring	Source	
Range	0 ~ +5 VDC, ±5 VDC, 0 ~ +10 VDC, ±10 VDC, 0 ~ +20 mA, +4 ~ +20 mA	
Resolution	16-bit	
Accuracy	±6 LSB	
Zero Drift	±0.2 μV/°C	
Span Drift	±25 ppm/°C	
Short Circuit Protection	Yes	
Power-on Value	Yes	
Safe Value	Yes	
External Power Requirements		
Reverse Polarity Protection	Yes	
Powered from Terminal Block	Yes, 15 ~ 30 VDC	
Isolation	3000 VDC	

Internal I/O Structure



Dimensions (Units: mm)



Left Side View

Front View

Pin Assignments

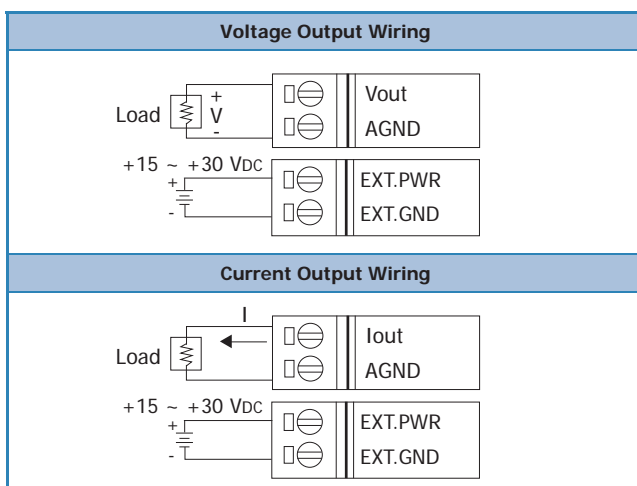
I-9024U

Pin Assignment	Terminal No.	Pin Assignment
Vout0	01	Vout1
Iout0	02	Iout1
AGND	03	AGND
Vout2	04	Vout3
Iout2	05	Iout3
AGND	06	AGND
-	07	-
-	08	-
-	09	-
-	10	-
-	11	-
-	12	-
EXT.PWR	13	EXT.PWR
EXT.PWR	14	EXT.PWR
EXT.GND	15	EXT.GND
EXT.GND	16	EXT.GND

I-9028U

Pin Assignment	Terminal No.	Pin Assignment
Vout0	01	Vout1
Iout0	02	Iout1
AGND	03	AGND
Vout2	04	Vout3
Iout2	05	Iout3
AGND	06	AGND
Vout4	07	Vout5
Iout4	08	Iout5
AGND	09	AGND
Vout6	10	Vout7
Iout6	11	Iout7
AGND	12	AGND
EXT.PWR	13	EXT.PWR
EXT.PWR	14	EXT.PWR
EXT.GND	15	EXT.GND
EXT.GND	16	EXT.GND

Wire Connections



Ordering Information

I-9024U CR	4-channel Isolated Analog Output Module (RoHS)
I-9028U CR	8-channel Isolated Analog Output Module (RoHS)

Accessories

SG-770 CR	7-channel Differential or 14-channel Single-ended Surge Protector (RoHS)
-----------	--