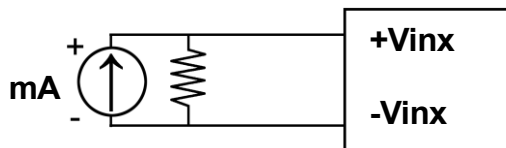

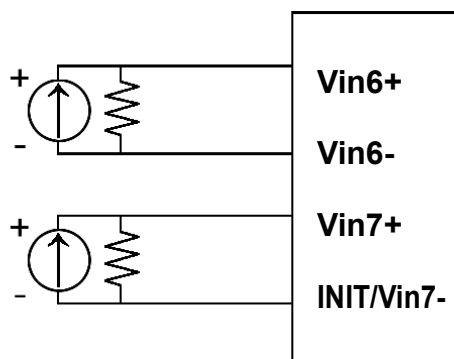
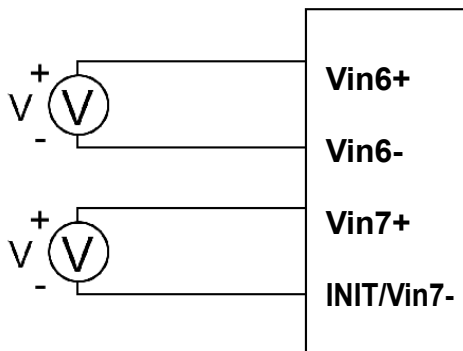


## Wire Connection for A I/O

**EX9017F** Analog I/P Channel 0 to 5 wire connection



**EX9017/17F** Analog I/P Channel 6 and 7 wire connection, while the jumper JP1 setting is 8 differential mode.



**EX9017F** Analog I/P Channel 7 can't be used, while the jumper JP1 setting is INIT\* mode.

