


ITEM	Fiber Optic Attenuator
MODEL NO.	AT-FM-LC
DESCRIPTION	LC Male-female Attenuator
	

Overview

Adopting advanced attenuation fiber technology, The Build-out design can be easily inserted between the connector and the adapter to bring the optical power levels within the operating range of the receiver.

The front of the attenuator is a male plug connector style, allowing the attenuators to be plugged directly into receiver equipment or adaptors in patch panel. The rear is a female socket adaptor allowing a patch cord to be mated into the back of the attenuator. The versatility of this design allows the Attenuators to be placed Inline, directly in front of the receiver, or at other points in the network such as distribution frames and cabinets. Their remarkable stability over a wide temperature range (-40 °C to +75 °C) permits their deployment in central offices, and in remote sites such as cabinets, huts or underground vaults. Available in single mode or multimode, FC, SC, ST, LC type.

Features

- Attenuates continuously and precisely from 1240nm~1620nm
- Low PDL
- Low return loss
- FC, SC, ST, LC types optional
- Simple manipulation
- High power endurance



Applications

- Long haul telecommunication
- Fiber in the loop (FITL)
- Local area networks (LAN)
- CATV networks
- Network testing

Specification

Parameter	Specifications	
Return loss	PC	≤-50dB
	APC	≤-65dB
Attenuation(dB)	5,10,15,20	
Accuracy(dB)	5,10	A Grade±0.5;P Grade ±1.0
	15,20	±10%
Operating wavelength(nm)	850,1310,1550	
Operating temperature(°C)	-40~75	
Humidity	75 °C ,RH 95%	

Ordering Information

Photo	Description				
	Part No.	Coupling Method	Outer Body	Sleeve Tube	Type
	MAT-LCM/LCF-MM/SX	LC(female)/ LC(male) MM SX	Plastic	Ceramic	Rectangular
	MAT-LCM/LCF-SM/SX	LC(female)/ LC(male) SM SX	Plastic	Ceramic	Rectangular
	MAT-LCM/LCF-SM/SX/ A	LC(female)/ LC(male) APC SM SX	Plastic	Ceramic	Rectangular