


Item	Industrial POE Ethernet Switch
Series No.	IES1104P
Description	4 x 10/100Base-TX POE to 100Base-FX
	

### Overview

The IES1104P series Industrial POE Switch is the ideal solution for powering remote devices such as IP phones, video cameras, wireless access points, alarms, traffic controllers, sensors and tracking devices, which are installed 100m far from a Power over Ethernet switch. In addition to transmitting data, the twisted-pair port also injects power down the cable, allowing a remote Power over Ethernet Device to operate without the need of any additional power source. All Power over Ethernet Powered Devices (IEEE 802.3af/at compliant) are supported, as the IES1104P series can deliver a full 15.4W / 30W of power to the remote device.

The IES1104P features 1x 100Base-FX fiber port and 4 x 10/100Base-TX twisted-pair port. The fiber optic port features SC connector and operating distance from 2km to 120km depending on different Model. The twisted-pair port has 4 x RJ-45 connector with a maximum operating distance of 100m. The IES1104P-F provides one SFP slot for any MSA-complaint pluggable 155M SFP transceivers.

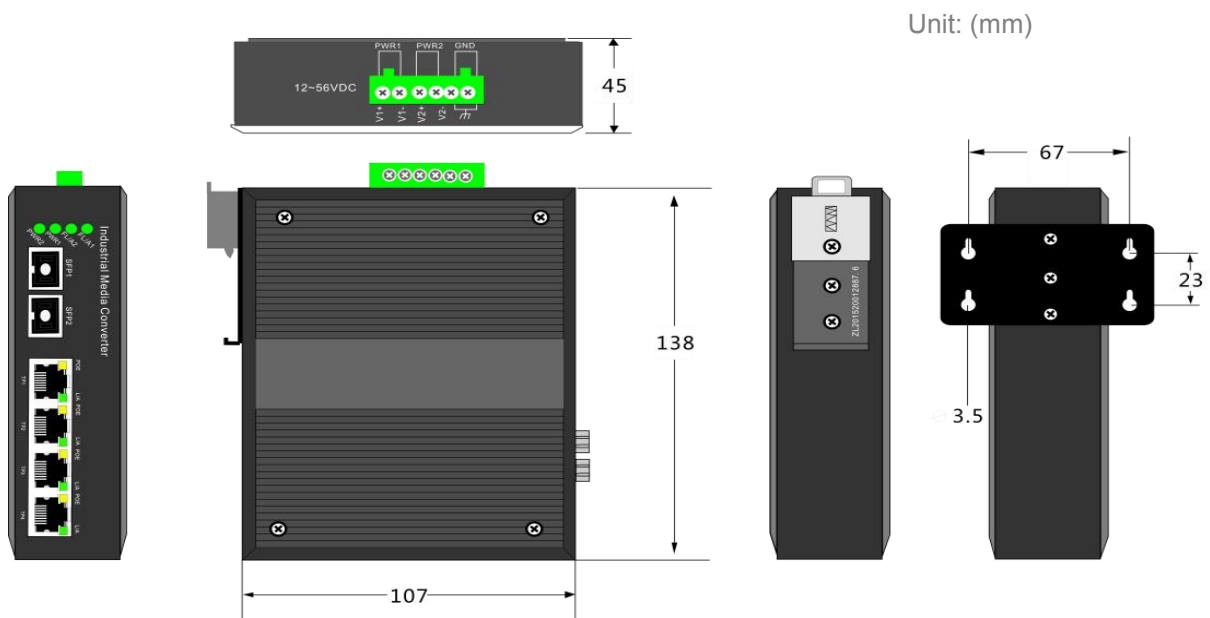
The IES1104P Industrial Ethernet Switch is designed to stand up to extreme temperature, surges, vibrations, and shocks found in industrial automation, government, military, oil & gas, mining and outdoor applications, such as traffic management, oil and gas pipelines.

The IES1104P series enables real-time deterministic network operation, requires no configuration and will instantly operate as soon as you power it up. Additionally, they can be installed by DIN-rail or wall-mounted, allowing users to deploy any mix of network conversions required.

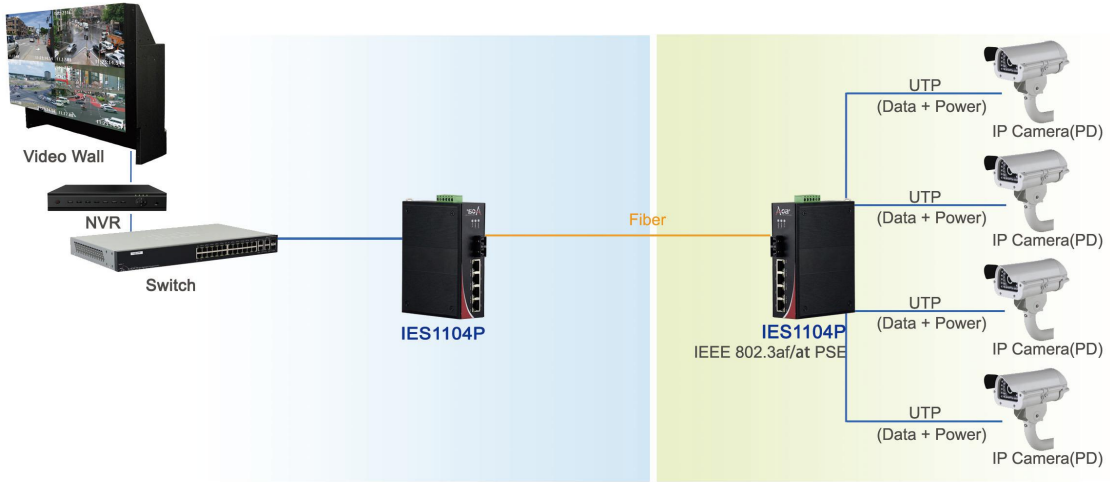
## Features

- 4 x 10/100Base-TX Port to 1 x 100Base-FX
- IEEE802.3af/at complaint
- 1\*9 fixed fiber module or SFP slot optional
- RJ45 support auto MDI/MDI-X function
- Auto-negotiation speed, half/full-duplex
- Store-and-forward
- Max packet size: 2048bytes
- Support wide operating temperature (-40 °C ~ +85 °C)
- Wide-range redundant power design (12~56VDC)
- Power polarity reverse protect
- Overload current resettable fuse present
- IP-40 protection
- Provides EFT protection for Power line
- Support Ethernet ESD protection
- DIN-Rail and Wall-Mounted Installation
- Low power consumption

## Structure



## Applications



### Technical Specifications

Standards	IEEE802.3 10BaseT, IEEE802.3u 100BaseT(X) IEEE802.3x Flow control and back pressure, IEEE802.1d Spanning Tree, IEEE802.3af/at POE
Performance	Processing Type : Store and Forward Back Bandwidth: 1.0Gbps MAC Address Size: 1024Kbits Packet Buffer Size: 512Kbit Time Delay: <10us Frame: 2048bytes
Copper Port	Data Rate: 10/100M Connector: RJ45 x 4 Distance: 100m
Fiber Port	Data Rate: 155M Connector: SC as default, FC/ST/SFP optional Distance: MMF=2km; SMF=20/40/80/100/120km Bi-Di=20/40/80/100/120km
LED indicators	PWR1: ON=Power Connected PWR2: ON= Power Connected FL/A: ON=Fiber Connected; Active=Data Transmitting TL/A: ON=Copper Connected; Active= Data Transmitting POE: ON=Power Working; Off=No Power
Power	Input Voltage: 12~56 VDC, redundant power inputs Power Consumption: ≤6W PoE Budget: 15.4Wx4=62W(PoE) 30Wx4=120W(PoE+) Protection: Overload Current; Reverse Polarity Connector: Terminal Block
Environment	Operating Temperature: -40 °C ~ +85 °C Storage Temperature: -40 °C ~ +95 °C Relative Humidity: 5-95% (no condensation)
Physical Characteristics	Housing: IP40 Protection, Aluminum Alloy Installation: DIN-rail mounting, wall mounting(with optional kit) Dimension: 138*107*45mm(device); 220*175*73mm(packing) Weight: 0.48kg(device); 0.63kg(device with packing)

### Standards and Certifications

EMC	CE
EMI	FCC Part 15 CLASS A
EMS	IEC 61000-4-2 Level 4 (8K/15K)
	IEC 61000-4-3 Level 3 (10V/m)
	IEC 61000-4-4 Level 3 (1V/2V)
	IEC 61000-4-5 Level 3 (4KV/2KV)
	IEC 61000-4-6 Level 3 (10V/m)
	IEC 61000-4-8 Level 4 (30A/m)
Shock	IEC 60068-2-27
Freefall	IEC 60068-2-32 0.5m
Vibration	IEC 60068-2-6
Railway Traffic	EN50121-4

### Order Information

Model No.	Description
IES1104P-M02	10/100M 1FX4FE POE,MMF,1310nm,SC,2km
IES1104P-S20	10/100M 1FX4FE POE,SMF,1310nm,SC,20km
IES1104P-S40	10/100M 1FX4FE POE,SMF,1310nm,SC,40km
IES1104P-A20	10/100M 1FX4FE POE,Bi-di,TX1310/RX1550nm,SC,20km
IES1104P-B20	10/100M 1FX4FE POE,Bi-di,TX1550/RX1310nm,SC,20km
IES1104P-A40	10/100M 1FX4FE POE,Bi-di,TX1310/RX1550nm,SC,40km
IES1104P-B40	10/100M 1FX4FE POE,Bi-di,TX1550/RX1310nm,SC,40km
Note: 1. Power supply provided by user or ordered additionally 2. SC connector as default, FC/ST as request	