

IOLAN DG1 and TG2 Device Servers

 perle.com/products/iolan-ds-terminal-server.shtml

Serial to Ethernet Device Servers

- 1 or 2 serial Ports
- Software selectable RS232/422/485 or fixed RS232 serial port interface
- 10/100 or 10/100/1000 Ethernet
- Extended temperature model available



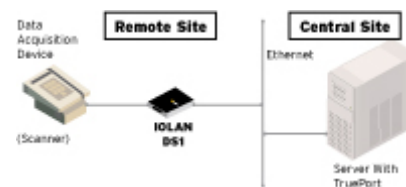
The **IOLAN DG/TG Device Server** is the best choice for simple **serial to Ethernet** connectivity applications. Delivering a cost effective solution in a compact size, the IOLAN DG/TG offers flexibility and advanced TrueSerial® technology making it ideal for applications that require an authentic serial connection across an Ethernet network. **IOLAN DG1 Device Servers** are also available with support for Extended Temperature Ranges.

Features and Benefits

- TrueSerial® delivers the most authentic serial connections across Ethernet
- Powerful processors for the best throughput and performance on the market
- Indicators for network and serial interfaces for easy troubleshooting
- Plug & Play installation utility eliminates configuration hassles for all IOLANs on you IP network
- TruePort software provides true remote serial ports over an Ethernet LAN
- Share a serial port with multiple TCP or UDP servers
- Software Development Kit available to develop powerful custom applications
- Power over serial cable models eliminate costs of a separate power installation
- Next Generation IP support (IPv6) for investment protection and network compatibility
- Compact and protective solid steel enclosure for tabletop, wall mount or DIN rail mounting

Flexible and Reliable Serial to Ethernet Connections

The IOLAN DG/TG is ideal for connecting serial-based COM port, UDP or TCP socket based applications to remote devices. Perle's TruePort re-director provides fixed TTY or COM ports to server based applications enabling communication with remote devices connected to Perle device servers. You can also tunnel serial data between devices across an IP network.



Easy to set up and manage, the IOLAN has a software selectable RS-232/422/485 interface capability which simplifies setup and eliminates mechanical tampering associated with DIP switch based products.

Perle's Device Management software, shipped as standard with the IOLAN DG/TG, provides better centralised control and management of multiple units resulting in maximum uptime for your remote equipment. Protection against electrostatic discharges and power surges is provided on the IOLAN

DG/TG with its robust 15Kv ESD protection circuitry enabling organizations to utilize this solution with confidence.

IOLAN Plug-ins

Backed with the experience of connecting hundreds of thousands of different devices to Ethernet over the years, using a Perle Device Server you can rest assured that virtually any device with a serial COM port will operate in conjunction with your desired application exactly as it did when you had it directly connected. If the unlikely event occurs that the Perle Device Server does not enable this out of the box, *Perle will make it work.*

Perle IOLAN Device Servers utilize customer installable “Device Plug-ins” to successfully network devices where other solutions have failed. [Request a free engineering consultation now.](#)

Advanced IP Technology

With support for Next Generation IP (IPv6) the IOLAN range provides organizations with investment protection to meet this rapidly growing standard.

Demand for IPv6, which is compatible with IPv4 addressing schemes, is driven by the need for more IP address. With the implementation and rollout of advanced cellular networks, a robust method is needed to handle the huge influx of new IP addressable devices on the Internet. In fact, the US Department of Defense has mandated that all equipment purchased be IPv6 compatible. In addition, all major Operating Systems such as Windows, Linux, Unix and Solaris, as well as routers, have built-in support for IPv6.

It is therefore important for end users and integrators to select networking equipment that incorporates the IPv6 standard. The IOLAN line with support for IPv6 already built in, is the best choice in serial to Ethernet technology.

Lifetime Warranty

The **Perle IOLAN DG/TG Device Server** is backed by the best service and support in the industry including Perle’s unique lifetime warranty. Since 1976 Perle has been providing its customers with networking products that have the highest levels of performance, flexibility and quality.

Serial Port Access

Connect directly using Telnet and Reverse Telnet

[Multihost access enables multiple hosts/servers to share serial ports](#)

Accessibility

In-band (ethernet) and out-of-band (dial-up modem) support

IPV6 and IPV4 addressing support

Availability

Primary/Backup host functionality enables automatic connections to alternate host(s)

Security

Local database USERID/PASSWORD

Disable unused daemons

Terminal Server

Telnet

Auto session login

MOTD - Message of the day

Serial machine to Ethernet

Tunnel raw serial data across Ethernet

Raw serial data over TCP/IP

Raw serial data over UDP

Serial data control of packetized data

Share serial ports with multiple hosts/servers

Virtual modem simulates a modem connection - assign IP address by AT phone number

TruePort com/tty redirector for serial based applications on Windows, Linux, Solaris, SCO, HP UX, NCR UNIX and AIX. For a complete list of all the latest drivers click [here](#)

"TrueSerial packet technology provides the most authentic serial connections across Ethernet ensuring serial protocol integrity"

RFC 2217 standard for transport of serial data and RS232 control signals

Customizable or fixed serial baud rates

Plug-ins allow customer or Perle provided plug-ins for special applications

Software Development Kit (SDK) available

Serial encapsulation of industrial protocols such as ModBus, DNP3 and IEC-870-5-101

ModBus TCP gateway enables serial Modbus ASCII/RTU device connection to ModBus TCP

Data logging will store serial data received when no active TCP session and forward to network peer once session re-established - 4K bytes circular per port

Console Management

Sun / Oracle Solaris Break Safe

Reverse Telnet

OA&M (Operations, Administration and Management)

SNMP V3* - read and write, Perle MIB

Syslog

Perle Device Manager - Windows based utility for large scale deployments

Configurable default configuration

Installation Wizard

Set a Personalized Factory Default for your IOLANs

Protocols

IPv6, IPv4, TCP/IP, ARP, RARP, UDP, UDP Multicast, ICMP, BOOTP, DHCP, TFTP, Telnet, raw, reverse Telnet, WINS, HTTP, SNMPV3*, RFC2217

* No SNMPV3 encryption. For full SNMPV3 support see [IOLAN SDS Device Servers](#).

Hardware Specifications

	IOLAN DG1	IOLAN TG2	IOLAN DS1	IOLAN TS2
Processor	600Mhz ARM Processor		MPC852T, 66 Mhz, 87 MIPS	
Memory				
RAM MB	512		16	
Flash MB	4000		4	
Interface Ports				
Number of Serial Ports	1	2	1	2
Serial Port Interface	Software selectable RS-232/422/485 on DB25F, DB9M or RJ45	RS-232 on RJ45 - 10 pin	Software selectable RS-232/422/485 on DB25M, DB25F, DB9M or RJ45	RS-232 on RJ45 - 10 pin
Sun / Solaris	Sun / Oracle 'Solaris' Safe - no "break signal" sent during power cycle causing costly server re-boots or downtime			

Serial Port Speeds	300bps to 230Kbps with customizable baud rate support	50bps to 230Kbps with customizable baud rate support	
Data Bits	5,6,7,8, 9-bit protocol support		
Parity	Odd, even, Mark, Space, None		
Flow Control	Hardware, Software, Both, None		
Serial Port Protection	15Kv Electrostatic Discharge Protection (ESD)		
Local Console Port	RS232 on Serial Port		
Network	Autosensing 1000Base-T / 100Base-TX / 10Base-T Auto-MDIX	10Base-T / 100Base-TX ethernet RJ45	
	Software selectable Ethernet speed 10/100/1000	Software selectable Ethernet speed 10/100 Auto	
	Software selectable Half/Full/Auto duplex		
Ethernet Isolation	1.5Kv Magnetic Isolation		
Power			
Power Supply	120 V AC (USA), 230V AC (International) Wall Power Adaptor included		
Power Supply Options	Power via External power 9-30v DC, 4.8 Watts uses standard 5.5mm x 9.5mm x 2.1mm barrel socket, Power IN over serial cable.		
Nominal Input Voltage	12v DC / 24v DC		
Input Voltage Range	9-30v DC		
Power IOLAN over Serial	9 - 30v DC with DB25 and RJ45 models	9 - 30v DC with DB25 and RJ45 models	N/A
Typical Power Consumption '@ 12v DC (Watts)	1.9	2	1.7
Indicators			
LEDs	Power / Ready		
	Network Link		
	Network Link activity		

Serial: Transmit and Receive data per port

Environmental Specifications

Heat Output (BTU/HR)	6.8	8.9	5.8	5.8
MTBF (Hours)	267,483	254,834	124,004	299,680

Calculation model based on MIL-HDBK-217-FN2 @ 30 °C

Operating Temperature	0°C to 55°C (32°F to 131°F)
-----------------------	-------------------------------

Storage Temperature	-40°C to 66°C, (-40°F to 150°F)
---------------------	----------------------------------

Humidity	5 to 95% (non condensing) for both storage and operation.
----------	---

Case	SECC Zinc plated sheet metal (1 mm)
------	-------------------------------------

Ingress Protection Rating	IP40
---------------------------	------

Mounting	Wall or Panel mounting . DIN Rail mounting kit optional
----------	---

Product Weight and Dimensions

Weight	.23 KG (.51 lbs)
--------	------------------

Dimensions	90 x 64 x 22 (mm), 3.6 x 2.5 x 0.87 (in) case dimensions not including mounting tabs,
------------	---

90 x 89 x 24 (mm), 3.6 x 3.5 x 0.87 (in) includes mounting tabs.

Packaging

Shipping Dimensions	260 x 170 x 70 (mm), 10.2 x 6.7 x 2.8 (in)
---------------------	--

Shipping Weight	0.49 KG (1.1 lbs)
-----------------	-------------------

Regulatory Approvals

Emissions	CFR47 FCC Part 15 Subpart B:2015	CFR47:2003, Chapter 1, Part 15 Subpart B,(USA) Class A
-----------	----------------------------------	--










ICES-003:2016 Issue 6:2016	ICES-003, Issue 4, February 2004 (Canada)
----------------------------	---











CISPR 32:2015/EN 55032:2015 (Class A)




	CISPR 16-2-3:2010/A2:2014	
	EN61000-3-2:2014, Limited for Harmonic Current Emissions	EN61000-3-2 : 2010, Limits for Harmonic Current Emissions
	EN61000-3-3:2013, Limits of Voltage Fluctuations and Flicker	EN61000-3-3 : 2010, Limits of Voltage Fluctuations and Flicker
Immunity	CISPR 24:2010/EN 55024:2010	
	EN61000-4-2: 2009 Electrostatic Discharge	
	EN61000-4-3: 2006/A2:2010: RF Electromagnetic Field Modulated	
	EN61000-4-4: 2004 Fast Transients	
	EN61000-4-5: 2006 Surge	
	EN61000-4-6: 2009 RF Continuous Conducted	
	EN61000-4-8: Power-Frequency Magnetic Field	
Safety	EN61000-4-11: Voltage Dips and Voltage Interruptions	
	IEC 62368-1 and EN 62368-1:2014	IEC 60950-1 (ed 2); am1 am2 and EN 60950-1:2006 +A11:2009 +A1:2010 +A12:2011 +A2:2013
	CAN/CSA-C22.2 No. 62368-1-14 and UL 62368-1	CAN/CSA-C22.2 No. 60950-1-03 and ANSI/UL 60950-1, Second Edition
Other	<u>Reach, RoHS and WEEE Compliant</u>	
	Directive 2011/65/EU restriction of the use of certain hazardous substances in electrical and electronic equipment and meets the following standard:: EN 50581:2012	
	ECCN - 5A991	
	HTSUS Number: 8471.80.1000	
	Perle Lifetime warranty	

















Serial Connector Pinout









IOLAN DB9M Socket	Direction	RS232	RS485 Full Duplex	RS485 Half Duplex	RS422
-------------------	-----------	-------	-------------------	-------------------	-------

1		DCD	-	-	-
2		RxD	RxD+	-	RxD+
3		TxD	TxD+	DATA+	TxD+
4		DTR	-	-	-
5		GND	GND	GND	GND
6		DSR	RxD-	-	RxD-
7		RTS	-	-	-
8		CTS	-	-	-
9		-	TxD-	DATA-	TxD-

IOLAN RJ45 Socket	Direction	RS232	RS485 Full Duplex	RS485 Half Duplex	RS422
1		Power In	Power In	Power In	Power In
2		DCD	-	-	-
3		RTS	TxD+	DATA+	TxD+
4		DSR	-	-	-
5		TxD	TxD-	DATA-	TxD-
6		RxD	RxD+	-	RxD+
7		GND	GND	GND	GND
8		CTS	RxD-	-	RxD-
9		DTR	-	-	-
10		-	-	-	-

IOLAN DB25M Socket	Direction	RS232	RS485 Full Duplex	RS485 Half Duplex	RS422
1		Shield	Shield	Shield	Shield
2		TxD	-	-	-
3		RxD	-	-	-

4		RTS	-	-	-
5		CTS	-	-	-
6		DSR	-	-	-
7		GND	GND	GND	GND
8		DCD	-	-	-
9		-	-	-	-
12		Power In	Power In	Power In	Power In
13		-	-	-	CTS-
14		-	TxD+	DATA+	TxD+
15		-	TxD-	DATA-	TxD-
18		-	-	-	RTS+
19		-	-	-	RTS-
20		DTR	-	-	-
21		-	RxD+	-	RxD+
22		-	RxD-	-	RxD-
25		-	-	-	CTS+

IOLAN DB25F Socket	Direction	RS232	RS485 Full Duplex	RS485 Half Duplex	RS422
1		Shield	Shield	Shield	Shield
2		RxD	-	-	-
3		TxD	-	-	-
4		CTS	-	-	-
5		RTS	-	-	-
6		DTR	-	-	-
7		GND	GND	GND	GND
8		DCD	-	-	-

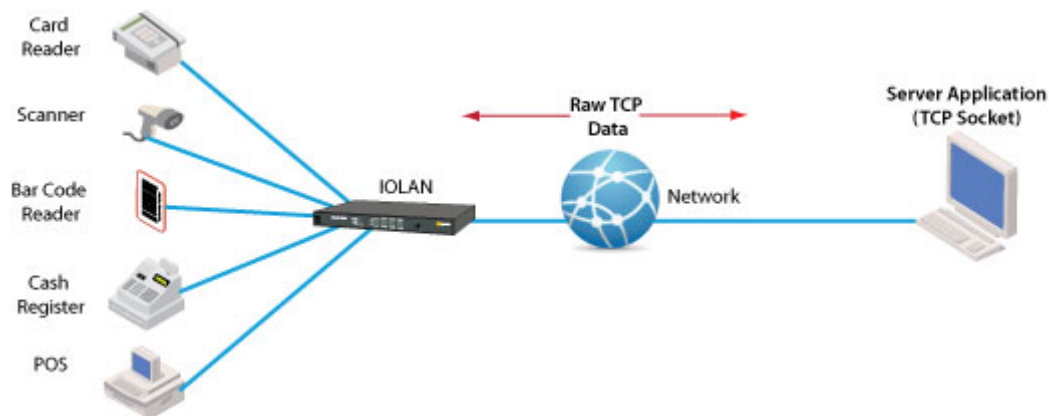
9	—	-	-	-	-
12	—	Power In	Power In	Power In	Power In
13	—	-	-	-	RTS-
14	—	-	RxD+	-	RxD+
15	—	-	RxD-	-	RxD-
18	—	-	-	-	CTS+
19	—	-	-	-	CTS-
20	←	DSR	-	-	-
21	—	-	TxD+	DATA+	TxD+
22	—	-	TxD-	DATA-	TxD-
25	—	-	-	-	RTS+

Optional Perle adapters for use with straight thru CAT5 cabling

TCP

Using RAW TCP Sockets

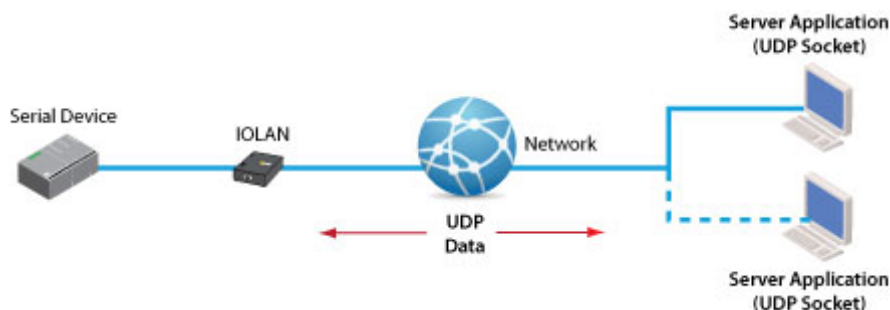
A raw TCP socket connection which can be initiated from the serial-Ethernet device or from the remote host/server. This can either be on a point to point or shared basis where a serial device can be shared amongst multiple devices. TCP sessions can be initiated either from the TCP server application or from the Perle IOLAN **serial-Ethernet** adapter.



UDP

Using Raw UDP Sockets

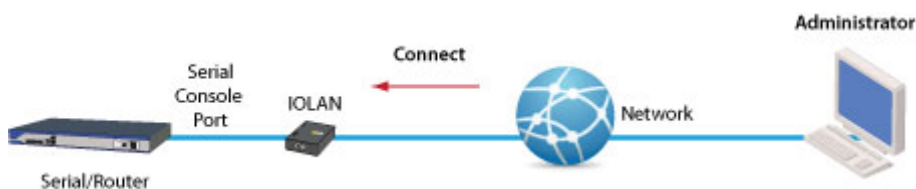
For use with UDP based applications, Perle IOLANs can convert serial equipment data for across UDP packets either on a point to point basis or shared across multiple devices.



Console Server

Console Management

For access to remote console ports on routers, switches, etc, Perle IOLAN's enable administrators secure access to these RS232 ports via inband Reverse Telnet or out of band with dial-up modems. Perle IOLAN models with integrated modems are available.



COM/TTY

Connect Serial-based Applications with a COM/TTY Port Driver

Serial ports can be connected to network servers or workstations running Perle's TruePort software operating as a virtual COM port. Sessions can be initiated either from the Perle IOLAN or from TruePort.



Tunneling

Serial Tunneling between two Serial Devices

Serial Tunneling enables you to establish a link across Ethernet to a serial port on another IOLAN. Both IOLAN serial ports must be configured for Serial Tunneling (typically one serial port is configured as a Tunnel Server and the other serial port as a Tunnel Client).



Virtual Modem

Virtual Modem

Enables the serial-Ethernet adapter to simulate a modem connection. When connected to the IOLAN and initiates a modem connection, the IOLAN starts up a TCP connection to another IOLAN serial-Ethernet adapter configured with a Virtual Modem serial port or to a host running a TCP application.

