

180W, 24V Booster



ITP-G802TM-8PH24

10x 100/1000Base-T with 8x PoE+ Managed Ethernet Switch

ITP-G802SM-8PH24

8x 100/1000Base-T + 2x 100/1000Base-X SFP with 8x PoE+ Managed Ethernet Switch



These models are managed industrial grade Gigabit PoE (Power over Ethernet) switches that provide 8x GbE UTP + 2x GbE SFP or 10x GbE UTP with 8x PoE Ports, that equipped with PoE features enable power and data to be transferred via a single cable, thereby considerably reducing cabling and electrical wiring expenses. These switches also provide a variety of functions to manage PoE operation including PoE device auto-checking, auto reset, and PoE power weekly scheduling. Other advanced Ethernet functions are supported and include STP/RSTP/MSTP/ ITU-T G.8032 ERPS and multiple μ -Ring for redundant cabling, layer 2 Ethernet IGMP, VLAN, QoS, Security, IPv6, bandwidth control, port mirroring, cable diagnostic and Green Ethernet.

Housed in rugged DIN rail or wall mountable enclosures, these switches are designed for the harshest environments. Specifically, These switches use M12 connectors to ensure water tight, robust connections and to guarantee reliable connections against environmental disturbances, such as vibration and shock. Besides, these models are compliant with EN50155, covering power input voltage, surge, EFT, ESD, vibration, shock, thus making the switches suitable for industrial applications, such as vehicle, rolling stock, ship, vessel.

These models are IP67 rated to protect against dust and water submersion, they are particularly used in environments with extreme temperature, high humidity, oil, dust and in outdoor environments requiring water-proof applications such as IP surveillance, city security. They can also work with CTC Union's platform SmartView™ to provide convenient, real-time and centralized device management.

Features

- 8x 10/100/1000Base-T M12 UTP and 2x 100/1000Base-X SFP Fiber with 8x PoE+ (Total 10 ports) (ITP-G802SM-8PH24)
- 10x 10/100/1000Base-T M12 UTP with 8x PoE+ (Total 10 ports) (ITP-G802TM-8PH24)
- M12 and M23 connector against vibration and shock, X-code or A-code M12 for Gigabit port optional
- IP67 grade housing for against water, dust, and oil (Figure 4)
- 24/48VDC redundant dual input power, and built-in power booster design upto 55 VDC for PoE output (Figure 2)
- Regulated PoE output voltage (55VDC) to stabilize PoE device, and guarantee delivery PoE power distance to 100meters (Figure 2)
- Provides 8-port IEEE802.3af / 802.3at PoE output (30W per Port)
- Maximum PoE output power budget 180W
- Advanced PoE Management, management, PoE PD failure, auto checking and auto reset, PoE configuration for power planning, weekly scheduling
- UL60950-1, CE, FCC, Rail Traffic EN50155, EN50121-4 certified
- Heavy industrial grade EMS, EMI, EN61000-6-2, EN61000-6-4 certified
- Cable diagnostics, identifies opens/shorts from 7 to 100 meters
- Supports Green Ethernet IEEE802.3az EEE (Energy Efficient Ethernet) management to optimize the power consumption
- STP, RSTP, MSTP, ITU-T G.8032 Ethernet Protection Ring (EPR) for redundant cabling
- Provides up to 5 instances that each supports μ -Ring, μ -Chain or Sub-Ring type for flexible uses. (Please see CTC Union's μ -Ring white paper for more details)
- μ -Ring for Redundant Cabling, recovery time < 10ms in 250 maximum devices
- Build-in 2 bypass GbE UTP ports to avoid one or more nodes power fail in a ring or bus structure to collapse the network (ITP-G802TM-8PH24)
- DHCP Server/Client/Relay/Snooping/Snooping option 82/Relay option 82
- QoS, Traffic classification QoS, CoS, bandwidth control for Ingress and Egress, Storm Control, DiffServ
- IEEE802.1q VLAN, MAC based VLAN, IP subnet based VLAN, Protocol based VLAN, VLAN translation, GVRP, MVR
- Dynamic IEEE 802.3ad LACP Link Aggregation, Static Link Aggregation
- IGMP snooping V1/V2/V3, IGMP Filtering/ Throttling, IGMP query, IGMP proxy reporting, MLD snooping V1/V2
- Security : Port based and MAC based IEEE802.1X, RADIUS, ACL, TACACS+, HTTP/HTTPS, SSL/SSH v2
- Software upgrade via TFTP and HTTP, redundant firmware to avoid in case of upgrade failure
- Supports IEEE1588 PTP V2 for precise time synchronization to operate in Ordinary-Boundary, Peer to Peer Transparent Clock, End to End Transparent Clock, Master, Slave mode by each port
- RMON, MIB II, Port mirroring, Event syslog, DNS, NTP, SNTP, IEEE802.1ab LLDP
- Supports IPv6 Telnet server /ICMP v6
- CLI, Web based management, SNMP v1/v2c/v3, Telnet server for management
- Provides SmartConfig for quick and easy mass configuration tool (Please see Catalog chapter 1- Software Management for more details)
- Supports SmartView for Centralized Management. (Please see Catalog chapter 1- Software Management for more details)
- Supporting Central EMS for management of up to 50 SmartView Server, and maximum up to 25,000 devices (Please see Catalog chapter 1- Software Management for more details)

Specifications

Standard	IEEE 802.3	10Base-T 10Mbit/s Ethernet
	IEEE 802.3u	100Base-TX, 100Base-FX, Fast Ethernet
	IEEE 802.3ab	1000Base-T Gbit/s Ethernet over twisted pair
	IEEE 802.3z	1000Base-X Gbit/s Ethernet over Fiber-Optic
	IEEE 802.1d	STP (Spanning Tree Protocol)
	IEEE 802.1w	RSTP (Rapid Spanning Tree Protocol)
	IEEE 802.1s	MSTP (Multiple Spanning Tree Protocol)
	ITU-T G.8032 / Y.1344	ERPS (Ethernet Ring Protection Switching)
	IEEE 802.1Q	Virtual LANs (VLAN)
	IEEE 802.1X	Port based and MAC based Network Access Control, Authentication
	IEEE802.3ac	Max frame size extended to 1522Bytes
	IEEE 802.3ad	Link aggregation for parallel links with LACP(Link Aggregation Control Protocol)
	IEEE 802.3x	Flow control for Full Duplex
	IEEE802.3ac	Max frame size extended to 1522Bytes
	IEEE 802.3af	PoE (Power over Ethernet)
	IEEE 802.3at	PoE+ (Power over Ethernet enhancements)
VLAN ID	4094	IEEE802.1Q VLAN VID
	Switch Architecture Back-plane (Switching Fabric): 20Gbps (Full wire-speed)	
	Data Processing Store and Forward	
	Flow Control IEEE 802.3x for full duplex mode Back pressure for half duplex mode	
PoE RJ-45 Pin Assignment	8x M12 (8-Pin A-code or X-code Female) ports support IEEE 802.3af / IEEE 802.3at End-Span, Alternative A mode.	
	Network Connector 10x M12 (8-Pin, Female, A-Code or X-code) 10/100/1000Base-T UTP (ITP-G802TM-8PH24) 8x M12(8-Pin, Female, A-Code or X-code) 10/100/1000Base-T + 2x 100/1000Base-X SFP (ITP-G802SM-8PH) UTP port provide auto negotiation speed, Auto MDI/MDI-X, Full/Half duplex function Build-in 2x bypass GbE UTP ports (ITP-G802TM-8PH24) 2x Water-proof cable connector 2x 100/1000Base-X SFP slot, with DDMI (ITP-G802SM-8PH24)	
Console	RS-232 (5-pin A-Code M12 male)	
Network Cable	UTP/STP above Cat. 5e cable	
	EIA/TIA-568 100-ohm (100m)	
Protocols	CSMA/CD	
Reverse Polarity Protection	Supported	
Overload Current Protection	Supported	
CPU Watch Dog	Supported	
LED	Per unit: Power 1 (Green), Power 2 (Green), Fault (Amber), CPU Act (Green), Ring Master (Amber)	
	UTP port: 10/100 Link/Active (Green) 1000 Link/Active (Amber)	
	SFP Fiber Per port: Link/Active (Green)	
	PoE Port LED 1 LED /per Port : • PoE Output Power On : ON (Green) • PoE Fault (Over Load, Short Circuit, Port failed at Startup) : Flash 1times /sec (Green)	
Jumbo Frame	9.6KB	

Software Specifications

Topology		
VLAN	IEEE 802.1q VLAN,up to 4094	802.1Q VLAN VID
	IEEE 802.1q VLAN,up to	4094 Groups
	IEEE 802.1ad Q-in-Q	
	MAC-based VLAN,up to 256 entries	
	IP Subnet-based VLAN, up to 128 entries	
	Protocol-based VLAN(Ethernet, SNAP, LLC), up to 128 entries	
	VLAN Translation, up to 256 entries	
	GVRP (GARP VLAN Registration Protocol)	
Link Aggregation (Port Trunk)	MVR (Multicast VLAN Registration)	
	Static (Hash with SA, DA, IP, TCP/UDP port), up to 5 trunk group	
Spanning Tree	Dynamic (IEEE 802.3ad LACP), up to 5 trunk group	
	IEEE802.1d STP, IEEE802.1w RSTP, IEEE802.1s MSTP	

MAC Address Table	8K																																								
Memory Buffer	512K Bytes for packet buffer																																								
PoE Standard	IEEE802.3af, IEEE802.3at																																								
PoE Power Output	Maximum PoE output power budget 180W (30W/per port) Regulated PoE output voltage at 55VDC (Figure 2)																																								
Power Supply	Provides 1x M23 (5-Pin, male) for redundant dual DC 24/48V (20~57VDC) input power Built-in very high efficiency booster(94~97%) to rise up 55 VDC for PoE output Regulated PoE output voltage (55VDC) to stabilize PoE device, and guarantee delivery PoE power distance to 100meter (Figure 2)																																								
Power Consumption	<table><tr><th colspan="5">ITP-G802TM-8PH24</th></tr><tr><th>Input Voltage</th><th>Total Power Consumption</th><th>Device Power Consumption</th><th>PoE Budget</th><th>Boost Efficiency</th></tr><tr><td>24 VDC</td><td>200.4W</td><td>11.7W</td><td>180W</td><td>95.6%</td></tr><tr><td>48 VDC</td><td>200.2W</td><td>12.5W</td><td>180W</td><td>95.9%</td></tr></table> <table><tr><th colspan="5">ITP-G802SM-8PH24</th></tr><tr><th>Input Voltage</th><th>Total Power Consumption</th><th>Device Power Consumption</th><th>PoE Budget</th><th>Boost Efficiency</th></tr><tr><td>24 VDC</td><td>198.5W</td><td>9.8W</td><td>180W</td><td>95.30%</td></tr><tr><td>48 VDC</td><td>199.2W</td><td>11.5W</td><td>180W</td><td>95.80%</td></tr></table>	ITP-G802TM-8PH24					Input Voltage	Total Power Consumption	Device Power Consumption	PoE Budget	Boost Efficiency	24 VDC	200.4W	11.7W	180W	95.6%	48 VDC	200.2W	12.5W	180W	95.9%	ITP-G802SM-8PH24					Input Voltage	Total Power Consumption	Device Power Consumption	PoE Budget	Boost Efficiency	24 VDC	198.5W	9.8W	180W	95.30%	48 VDC	199.2W	11.5W	180W	95.80%
ITP-G802TM-8PH24																																									
Input Voltage	Total Power Consumption	Device Power Consumption	PoE Budget	Boost Efficiency																																					
24 VDC	200.4W	11.7W	180W	95.6%																																					
48 VDC	200.2W	12.5W	180W	95.9%																																					
ITP-G802SM-8PH24																																									
Input Voltage	Total Power Consumption	Device Power Consumption	PoE Budget	Boost Efficiency																																					
24 VDC	198.5W	9.8W	180W	95.30%																																					
48 VDC	199.2W	11.5W	180W	95.80%																																					
Warning Message	System Syslog, SMTP/ e-mail event message, alarm relay																																								
Alarm Relay Contact	5-pin A-code M12 male Relay outputs with current carrying capacity of 1 A @24VDC																																								
Operating Temperature	-40 ~ 75°C																																								
Operating Humidity	5% to 95% (Non-condensing)																																								
Storage Temperature	-40 ~ 85°C																																								
Housing	Rugged Metal, Fanless , IP67 grade housing for against water, dust, and oil (Figure 4)																																								
Dimensions	70 x 240 x 168mm (D x W x H)																																								
Weight	2.170kg (ITP-G802SM-8PH24) 2.15kg (ITP-G802TM-8PH24)																																								
Installation Mounting	Wall mounting, or DIN Rail mounting (Optional)																																								
MTBF	371,857 Hours (ITP-G802SM-8PH24) 362,429 Hours (ITP-G802TM-8PH24) (MIL-HDBK-217)																																								
Warranty	5 years																																								
Certification																																									
EMC	CE																																								
EMI (Electromagnetic Interference)	FCC Part 15 Subpart B Class A, CE																																								
Railway Traffic	EN50155, EN50121-4																																								
Immunity for Heavy Industrial Environment	EN61000-6-2																																								
Emission for Heavy Industrial Environment	EN61000-6-4																																								
EMS (Electromagnetic Susceptibility) Protection Level	EN61000-4-2 (ESD) Level 3, Criteria B EN61000-4-3 (RS) Level 3, Criteria A EN61000-4-4 (Burst) Level 3, Criteria A EN61000-4-5 (Surge) Level 3, Criteria B EN61000-4-6 (CS) Level 3, Criteria A EN61000-4-8 (PFMF, Magnetic Field) Field Strength: 300A/m, Criteria A																																								
Safety Shock	UL60950-1 IEC-61373																																								
Freefall	IEC 60068-2-32																																								
Vibration	IEC-61373																																								

Traffic Classification QoS	IEEE802.1p based CoS IP Precedence based CoS IP DSCP based CoS QCL(QoS Control List): Frame Type, Source/ Destination MAC, VLAN ID, PCP, DEI QCE(QoS Control Entry): Protocol, Source IP, IP Fragment, DSCP, TCP/UDP port number
Bandwidth Control for Ingress	Rate in steps : 1 kbps / Mbps / fps / kfps Range : 100 kbps to 1Gbps / 1fps to 3300kfps Rate Unit : bit or frame
Bandwidth Control for Egress	Rate in steps : 1 kbps / Mbps Range : 100 kbps to 1Gbps Rate Unit : bit / Per queue / Per port shaper
DiffServ (RF 2474) Remarking	
Storm Control	for Unicast, Broadcast, Multicast
IP Multicasting Feature	
IGMP / MLD Snooping	IGMP Snooping v1, v2, v3 / MLD Snooping v1, v2 Port Filtering Profile, Throttling
IGMP / MLD Snooping	Fast Leave Maximum Multicast Group : up to 1022 entries Query / Static Router Port
Security Features	
IEEE 802.1X	Port-Based, MAC-Based
ACL	Number of rules : up to 256 entries for L2 / L3 / L4 L2: Mac address SA/DA/VLAN L3: IP address SA/DA, Subnet L4: TCP/UDP
RADIUS authentication & accounting	
TACACS+ authentication & accounting, TACACS+ 3.0	
HTTPS, HTTP	Supported
SSL / SSH v2	Supported
User Name	Local Authentication
Password	Remote Authentication (via RADIUS / TACACS+)
Authentication	
Management Interface Access	Web, Telnet / SSH , CLI RS-232 console
Filtering	
Management Features	
CLI	Cisco® like CLI
Web Based Management	
Telnet	Server
SNMP	V1, V2c, V3
SW & Configuration Upgrade	TFTP, HTTP
Upgrade	Redundant firmware in case of upgrade failure
RMON	RMON I (1, 2, 3, 9 group), RMON II
MIB II	RFC 1213
UPnP	Supported

DHCP	Server, Client, Relay, Snooping Snooping option 82, Relay option 82
IP Source Guard	Supported
Port Mirroring	Supported Syslog server (RFC3164) (Support 1 server)
Warning Message	System syslog, e-mail, alarm relay
DNS	Client, Proxy
IEEE1588 PTP V2	Support 5 operating mode in each port : Ordinary-Boundary, Peer to Peer Transparent Clock, End to End Transparent Clock, Master, Slave
NTP, SNTP	Client
LLDP (IEEE 802.1ab)	Link Layer Discovery Protocol LLDP-MED
IPv6 Features	
IPv6 Management	Telnet Server/ICMP v6
SNMP over IPv6	Supported
HTTP over IPv6	Supported
SSH over IPv6	Supported
IPv6 Telnet	Supported
IPv6 NTP, SNTP	Client
IPv6 TFTP	Supported
IPv6 QoS	Supported
IPv6 ACL	Number of rules: up to 256 entries for L2 / L3 / L4 L2: Mac address SA/DA/VLAN L3: IP address SA/DA, Subnet L4: TCP/UDP
Others Features	
Green Ethernet	Supports IEEE802.3az EEE (Energy Efficient Ethernet) Management to optimize the power consumption Determine the cable length and lowering the power for ports with short cables Lower the power for a port when there is no link LED Power Management :Adjustment LEDs intensity
Cable Diagnostic	Measuring UTP cable OK or broken point distance
Advanced PoE Management	PoE PD Failure Auto Checking, and Auto reset when PD fail PoE Scheduling (On/Off schedule weekly) PoE Configuration PoE Enable/Disable Power limit by classification Power limit by management Total PoE Power budge (maximum 180W) limitation Power feeding priority

Application

Figure 1 : ITP Series in Onboard Train Application

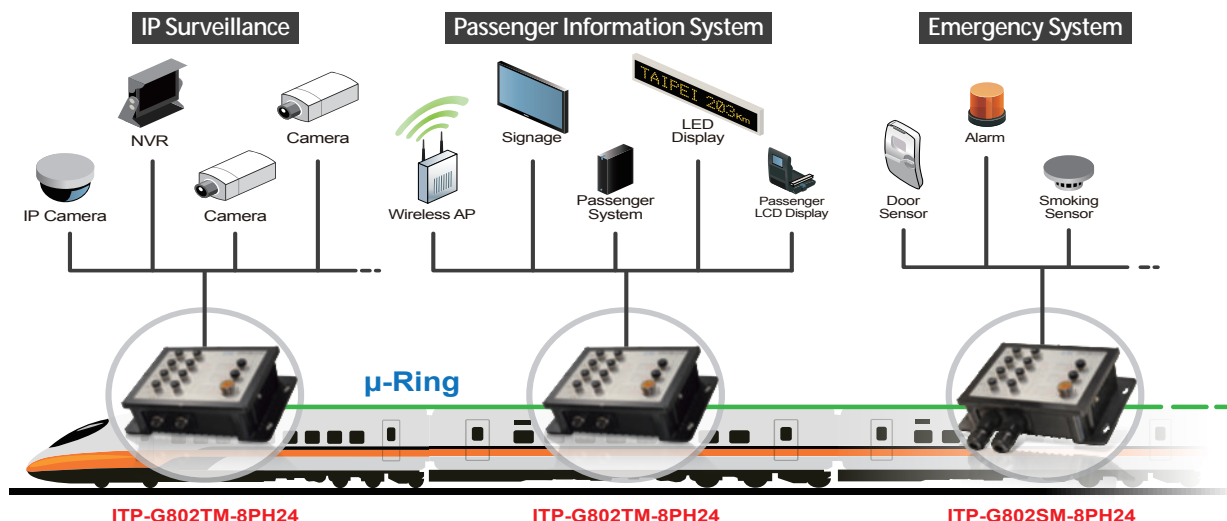
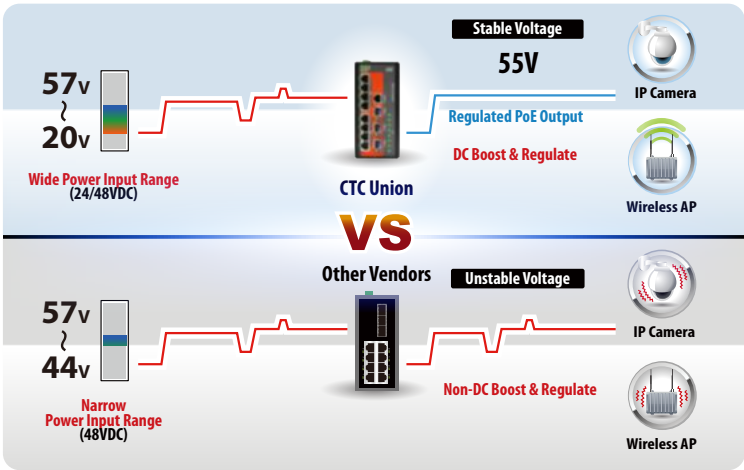


Figure 2 : High Efficiency Boost Technology for PoE



- Regulated PoE output voltage (55VDC) to stabilize PoE device
- Guarantee delivery PoE power distance to 100 meters
- Wide range input power 24/48VDC (20~57VDC)
- Built-in very high efficiency (94~97%) to boost PoE output voltage

Figure 3 : ITP Series for Industrial Automation

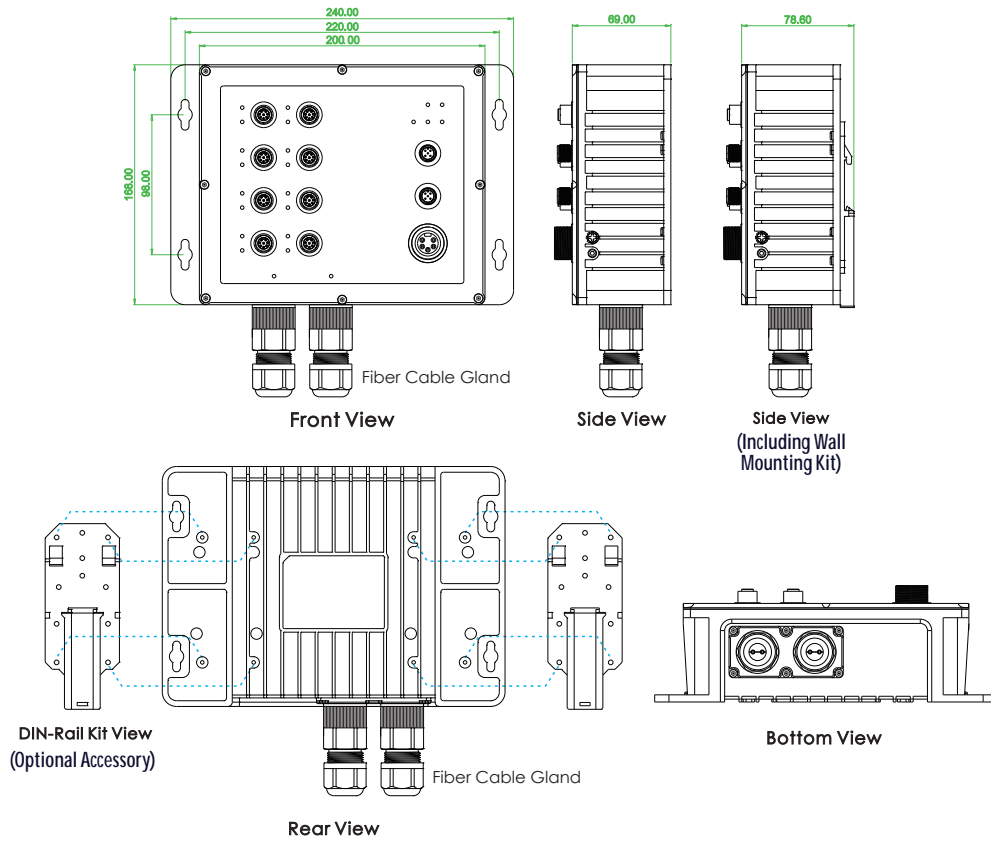


Figure 4 : IP67 Waterproof

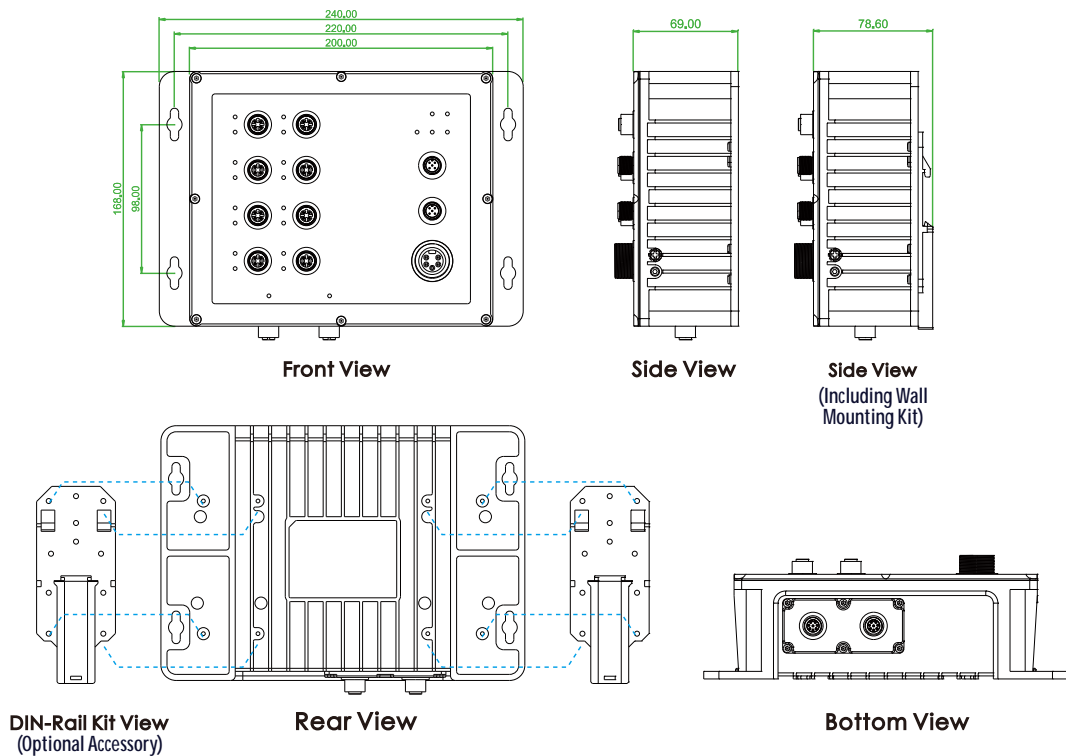


Dimensions

► ITP-G802SM-8PH24



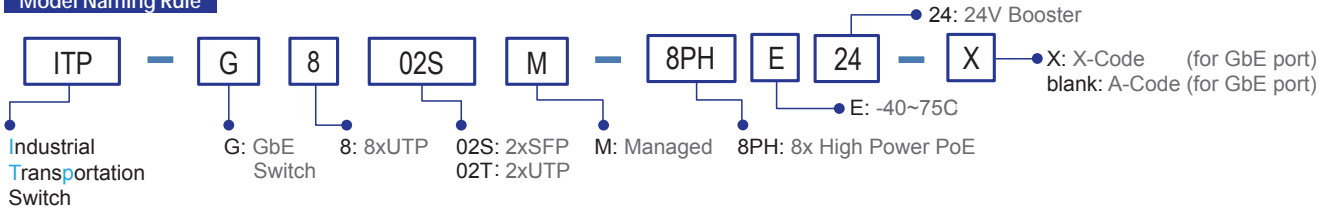
► ITP-G802TM-8PH24



Ordering Information

Model Name	Managed	IP67	Total Port	UTP Port M12	Fiber	PoE Port	PoE Total Power Budget	Power Input	Certification				Shock Vibration	Operating Temperature
				10/100/1000 Base-T		IEEE 802.3at			EN50155 EN50121-4	UL60950-1	EN61000-6-2 EN61000-6-4	CE FCC		
ITP-G802TM-8PHE24-X	V	V	10	10 (X-Code)		8	180W	24/48VDC	V	V	V	V	V	-40~75°C
ITP-G802TM-8PHE24	V	V	10	10 (A-Code)		8	180W	24/48VDC	V	V	V	V	V	-40~75°C
ITP-G802SM-8PHE24-X	V	V	10	8 (X-Code)	2 SFP	8	180W	24/48VDC	V	V	V	V	V	-40~75°C
ITP-G802SM-8PHE24	V	V	10	8 (A-Code)	2 SFP	8	180W	24/48VDC	V	V	V	V	V	-40~75°C

Model Naming Rule



Package List

- One of the device series
- Protective caps for SFP ports and console, alarm port
- Fiber Cable Gland for SFP port x 2 set (for ITP-G802SM-8PH24)
- Console cable (M12 to DB9)
- CD (Smartconfig, Manual)
- Quickly installation guide

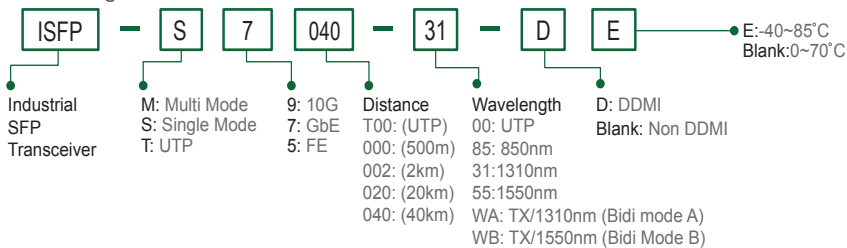
Optional Accessories

Industrial SFP Transceiver

The ISFP series of industrial grade SFP modules have been fully tested with the ITP-G802SM-8PH24 for guaranteed compatibility and performance. The best performance can be guaranteed even in mission-critical applications. (Please see CTC Union's Industrial SFP datasheet for more details and more items.)

ISFP-M7000-85-D(E)	Industrial SFP GbE 1000Base-SX, M/M, 500 meter, wave length 850nm, 7.5dB, LC, DDMI, -10~70°C (-40~85°C)
ISFP-S7020-31-D(E)	Industrial SFP 1000Base-LX, S/M, 20km, wave length 1310nm, 15dB, LC, DDMI, -10~70°C (-40~85°C)
ISFP-M5002-31-D(E)	Industrial SFP 155M 100Base-FX, MM, 2km, wave length 1310nm, 12dB, LC, DDMI, -10~70°C (-40~85°C)
ISFP-S5030-31-D(E)	Industrial SFP 155M 100Base-FX, SM, 30km, 1310nm, 19dB, LC, DDMI, -10~70°C (-40~85°C)

SFP Naming Rule



Optional Cable/Connector & Din-Rail Kit

P/N: CAB-M12XM8-RJ45

M12 X-code Male (8-Pin) to RJ-45, AWG 24, IP67, 1 meter



For GbE UTP (X-code model)

P/N: CAB-M12AM8-RJ45

M12 A-code Male (8-Pin) to RJ-45, AWG 24, IP67, 1 meter



For GbE UTP (A-code model)

P/N: CAB-M12AF5-OPEN

M12 A-code Female (5-Pin) to open wire, AWG 22, IP67, 1 meter



For Alarm

P/N: CAB-M23F5-OPEN

M23 Female (5-Pin) to open wire, (AWG 16), IP67, 1 meter



For Power

P/N: M12A-M8

M12 A-code Male (8-Pin) connector, IP67



For GbE UTP (A-code model)

P/N: M12A-F5

M12 A-code Female (5-Pin) connector, IP67



For Alarm

P/N: IND-DNK04

Din Rail Kit for Industrial, Wide: 52mm



(130 X52mm / 4 Screws) (2pcs/set)