



## IES2300SL Series

DIN-Rail Mounting

5/8/16-Port Gigabit Unmanaged Industrial Ethernet Switch

- Support 5, 8 or 16 Gigabit copper ports (optional)
- Support storm suppression, flow control, one-key VLAN, loop detection (16GT), forced 100M (5GT, 8GT) and other functions.
- Support dual power redundancy, input voltage 12/24/48 VDC (9~60VDC)
- Support -40~75°C wide operating temperature range
- Support IP40 protection grade



## Introduction

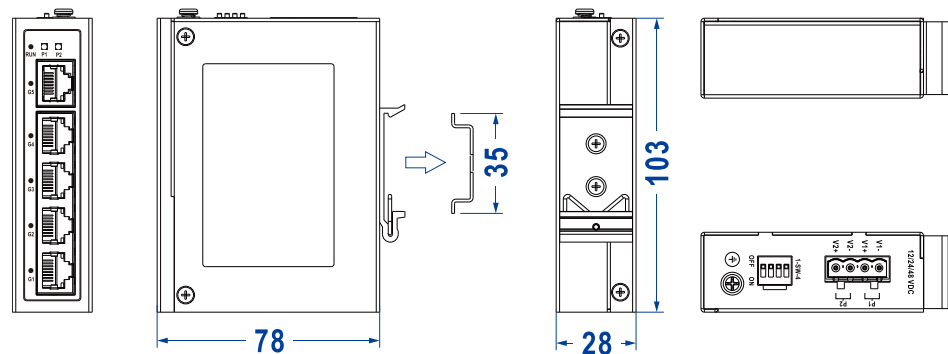
IES2300SL series are 5/8/16-port Gigabit unmanaged industrial Ethernet switches. This series provide 4 products and support Gigabit copper ports. They adopt DIN-Rail mounting to meet the requirements of different application scenes.

DIP switch can implement functions such as the device storm suppression, flow control, VLAN, loop detection, forced 100M. The input power supply is two independent power supply circuits which can ensure the normal operation of the device when one power supply fails. Hardware adopts fanless, low power consumption, wide temperature and voltage design and has passed rigorous industrial standard tests, which can suit for the industrial scene environment with harsh requirements for EMC. It can be widely used in smart city, rail transit, smart city, safety city, new energy, intelligent manufacturing and other industrial fields.

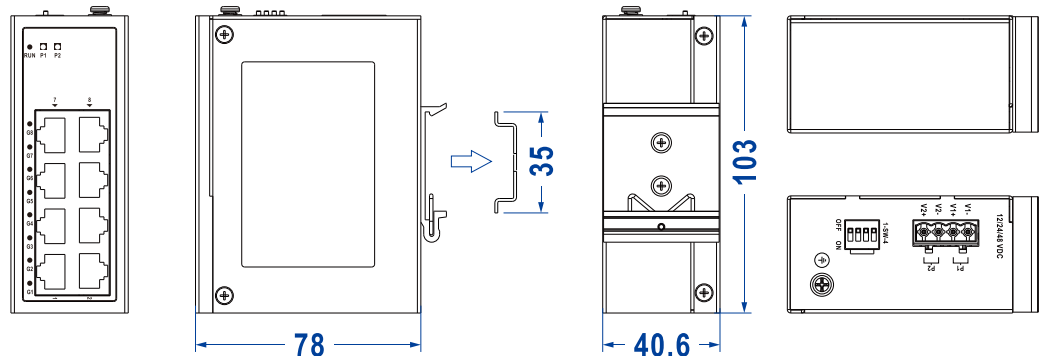
## Dimension

Unit: mm

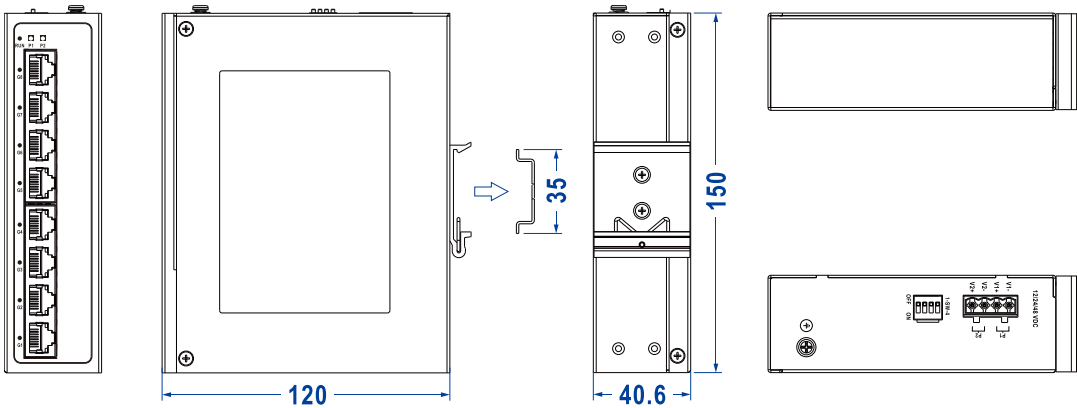
### IES2300SL-5GT-2LV



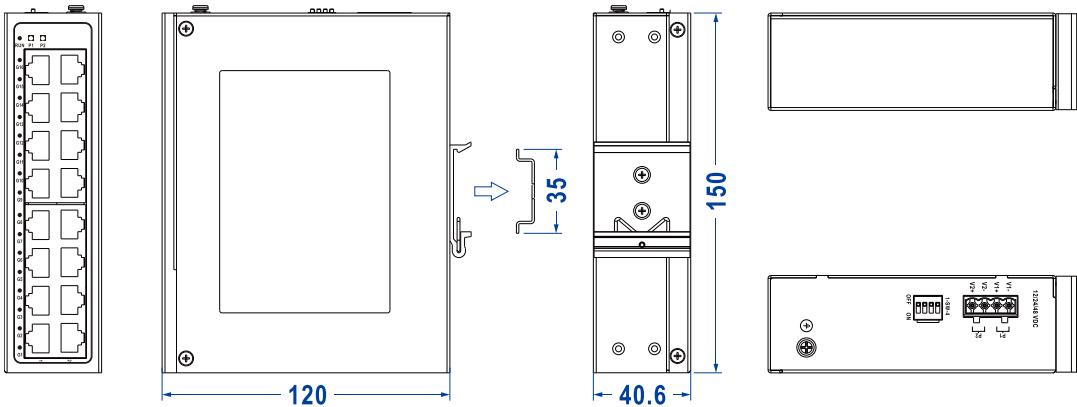
### IES2300SL-8GT-2LV



### IES2301SL-8GT-2LV



● IES2300SL-16GT-2LV



## Specification

Standard & Protocol	IEEE 802.3 for 10Base-T IEEE 802.3u for 100Base-TX IEEE 802.3ab for 1000Base-T IEEE 802.3x for Flow Control IEEE 802.1Q for VLAN
Interface	Gigabit copper port: 10/100/1000Base-T(X), RJ45, Automatic Flow Control, Full/Half Duplex Mode, MDI/MDI-X Autotuning DIP switch: 1- forced 100M (5GT, 8GT)/ loop detection (16GT), 2- storm suppression, 3-VLAN, 4-flow control
Indicator	Power indicator, running indicator, interface indicator

- Switch Property
- IES2300SL-5GT-2LV
- Transmission mode: store and forward
  - MAC address: 2K
  - Buffer: 2Mbit

- Backplane bandwidth: 14G
- Switch time delay: <10μs

IES2300SL-8GT-2LV, IES2301SL-8GT-2LV

- Transmission mode: store and forward
- MAC address: 4K
- Buffer: 1.5Mbit
- Backplane bandwidth: 16G
- Switch time delay: <10μs

IES2300SL-16GT-2LV

- Transmission mode: store and forward
- MAC address: 8K
- Buffer: 4.1Mbit
- Backplane bandwidth: 52G
- Switch time delay: <10μs

#### Power Supply

12/24/48 VDC (9~60VDC), dual power supply redundancy, using 4-pin 5.08mm pitch terminal blocks, support anti-reverse connection

#### Power Consumption

IES2300SL-5GT-2LV

- No-load: 0.2W@12VDC
- Full-load: 1.6W@12VDC

IES2300SL-8GT-2LV, IES2301SL-8GT-2LV

- No-load: 0.4W@12VDC
- Full-load: 3.0W@12VDC

IES2300SL-16GT-2LV

- No-load: 3.3W@48VDC
- Full-load: 10.4W@48VDC

#### Working Environment

Operating temperature: -40~75℃  
Storage temperature: -40~85℃  
Relative humidity: 5%~95% (no condensation)

#### Physical Characteristic

Housing: IP40 protection, metal

Installation: DIN-Rail mounting

Weight: 0.567kg (IES2301SL-8GT-2LV), 0.644kg (IES2300SL-16GT-2LV),

Dimension (W x H x D):

- IES2300SL-5GT-2LV: 28mm×103mm×78mm
- IES2300SL-8GT-2LV: 40.6mm×103mm×78mm
- IES2301SL-8GT-2LV, IES2300SL-16GT-2LV: 40.6mm×150mm×120mm

Industrial Standard	IEC 61000-4-2 (ESD, electrostatic discharge), Level 3 IEC 61000-4-4 (EFT, electrical fast transient pulses), Level 3 IEC 61000-4-5 (Surge), Level 3 Shock: IEC 60068-2-27 Free fall: IEC 60068-2-32 Vibration: IEC 60068-2-6
Authentication	CE, FCC, RoHS
Warranty	5 years



## Ordering Information

Available Models	Gigabit Copper Port	Power Supply
IES2300SL-5GT-2LV	5	12/24/48 VDC Dual power supply redundancy
IES2300SL-8GT-2LV	8	
IES2301SL-8GT-2LV	8	
IES2300SL-16GT-2LV	16	



Address: 3/B, Zone 1, Baiwangxin High Technology Industrial Park, Song Bai Road,  
Nanshan District, Shenzhen, 518108, China

TEL.: +86-755-26702668 ext 835

FAX: +86-755-26703485

E-mail: [ics@3onedata.com](mailto:ics@3onedata.com)

Website: [www.3onedata.com](http://www.3onedata.com)

▶ Please scan our QR code for more details

\*Product pictures and technical data in this datasheet are only for reference. Updates are subject to change without prior notice. The final interpretation right is reserved by 3onedata.